

# NA00590

## 5.0-6.4 GHZ POWER AMPLIFIER

**Features:**

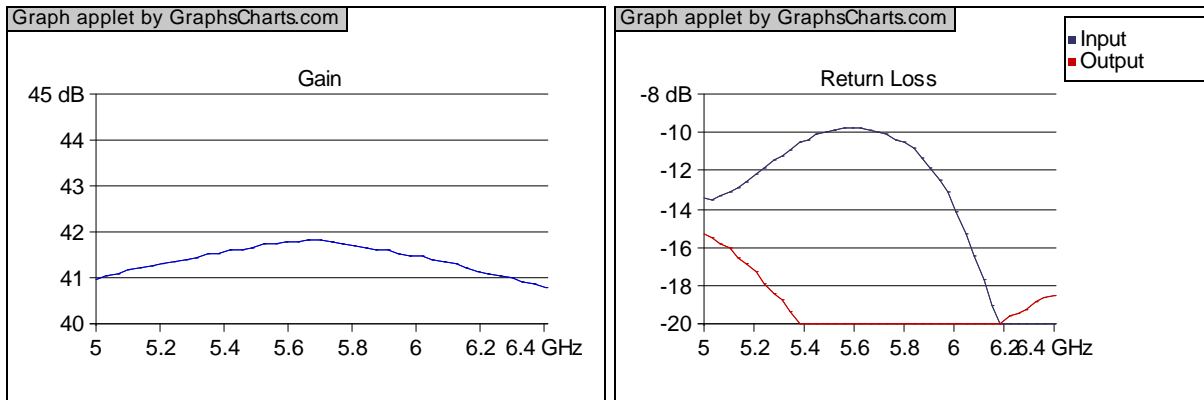
- Field Replaceable RF Connectors
- Thin Film MIC Process
- Reverse Bias Protection

**Electrical Performance**

Parameter	Min.	Typ.	Max.	Unit	Note
Frequency	5.0		6.4	GHz	
Gain	40		43	dB	1
Gain Flatness			0.75	dB(+/-)	1
Power @ 1dB Gain Compression Point	27			dBm	
Output 3rd Order Intercept Point	37			dBm	
Noise Figure		3	7	dB	
VSWR Input			2.0		1
VSWR Output			2.0		1
DC Supply Voltage	12		18	V	
Supplied Current			500	mA	1

1. VDC = +12 V, Pin = -35 dBm

**Typical Test Data**



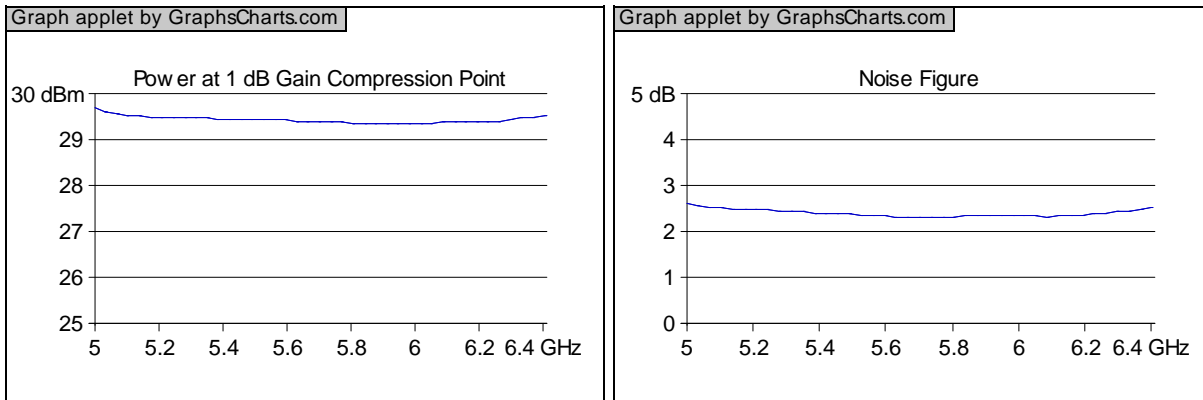
Updated: 6/13/2013



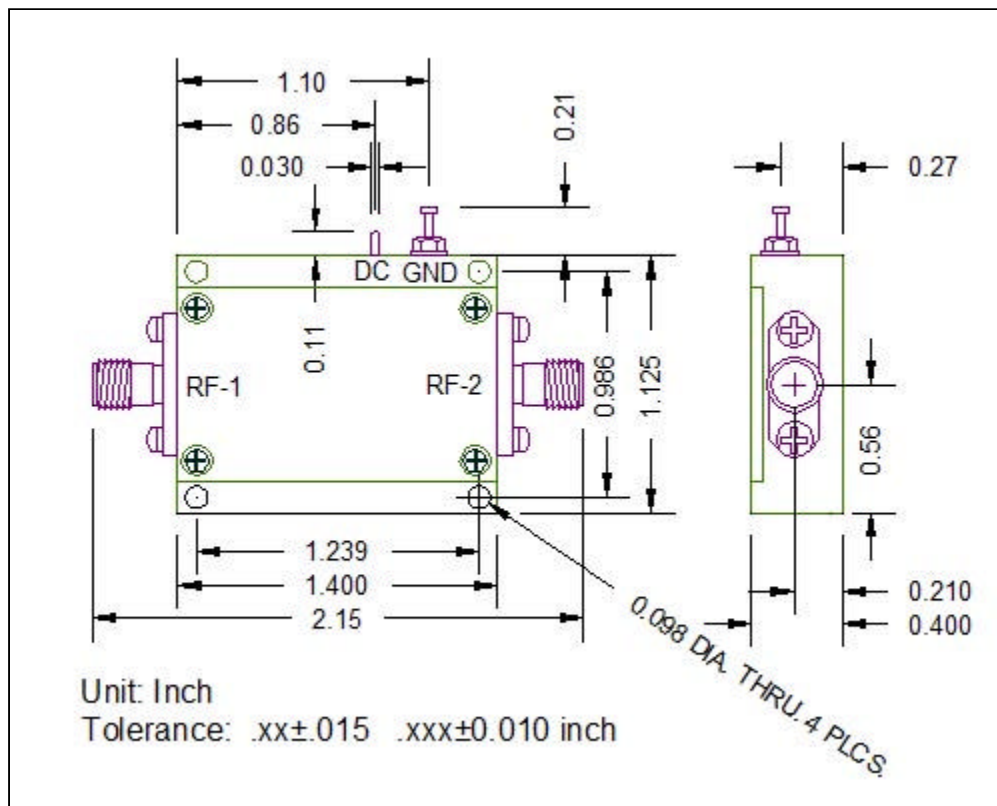
Nextec Microwave & RF, Inc. [WWW.NEXTEC-RF.COM](http://WWW.NEXTEC-RF.COM)  
 3010 Scott Blvd., Santa Clara, California 95054  
 (408) 727-1189(Ph)/ (408) 727-5915(Fax)/ sales@nextec-rf.com

# NA00590

## 5.0-6.4 GHZ POWER AMPLIFIER



### Outline Drawing



Connector	Type	Pin #	Pin Name	In/Out	Description
RF-1	SMA-F	1	IN	I	RF SIGNAL IN
RF-2	SMA-F	1	OUT	O	RF SIGNAL OUT
DC	EMI Filter	1	+12 V	I	DC POWER (12 TO 18 V)

Updated: 6/13/2013



Nextec Microwave & RF, Inc. [WWW.NEXTEC-RF.COM](http://WWW.NEXTEC-RF.COM)  
3010 Scott Blvd., Santa Clara, California 95054  
(408) 727-1189(Ph)/ (408) 727-5915(Fax)/ sales@nextec-rf.com

# NA00590

---

## 5.0-6.4 GHZ POWER AMPLIFIER

GND      GROUND LUG      1 GND      O      GROUND

---

Updated: 6/13/2013



Nextec Microwave & RF, Inc. [WWW.NEXTEC-RF.COM](http://WWW.NEXTEC-RF.COM)  
3010 Scott Blvd., Santa Clara, California 95054  
(408) 727-1189(Ph)/ (408) 727-5915(Fax)/ [sales@nextec-rf.com](mailto:sales@nextec-rf.com)