

8-14 GHZ 2 W POWER AMPLIFIER

Features:

- Hybrid MIC Thin Film Process
- Field Replacement SMA Connectors
- Reverse Bias Protection

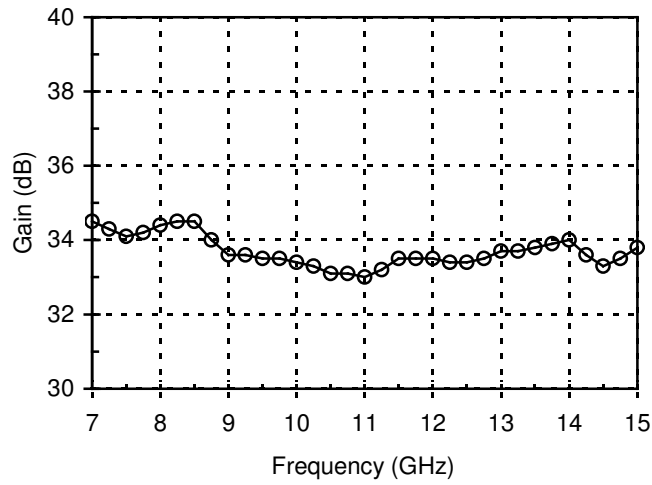
Electrical Performance at 25 °C (Case Temp)

Parameter	Min.	Typ.	Max.	Units
Frequency	8		14	GHz
Gain at room temperature	30	33	37	dB
Gain Flatness over all frequency range at room temperature		± 1.0	± 2.0	dB
Power @ 1 dB Gain Compression Point	32.5			dBm
Power @ 3 dB Gain Compression Point	33.5			dBm
Third Order Intercept Point @ -25 dBm input power /tone, room temperature		40.0		dBm
Noise Figure		6		dB
VSWR Input			2.0 : 1	
VSWR Output			2.0 : 1	
DC supply voltage (Vcc)	+13	+15	+18	V
Supplied Current			2.2	A

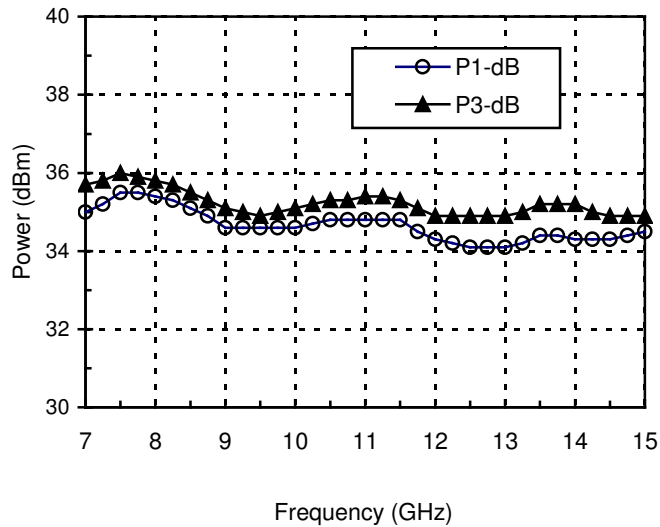
8-14 GHZ 2 W POWER AMPLIFIER

Typical Test Data

Gain

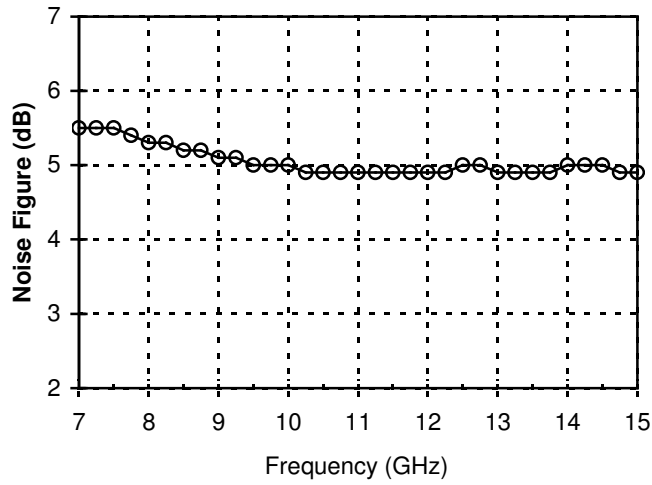


Power Output

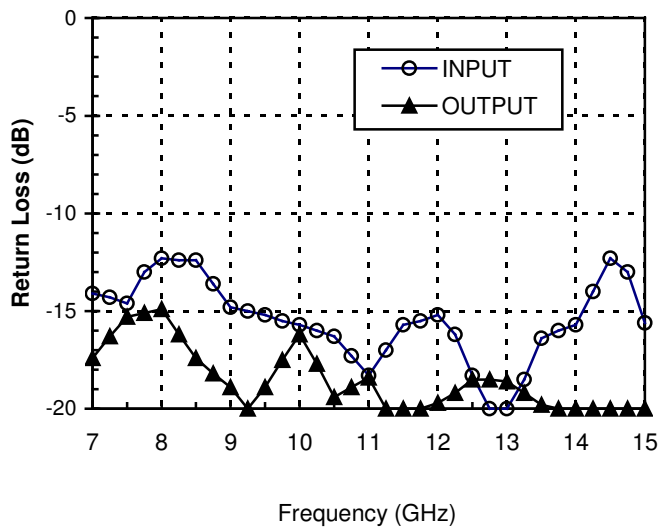


8-14 GHZ 2 W POWER AMPLIFIER

Noise Figure

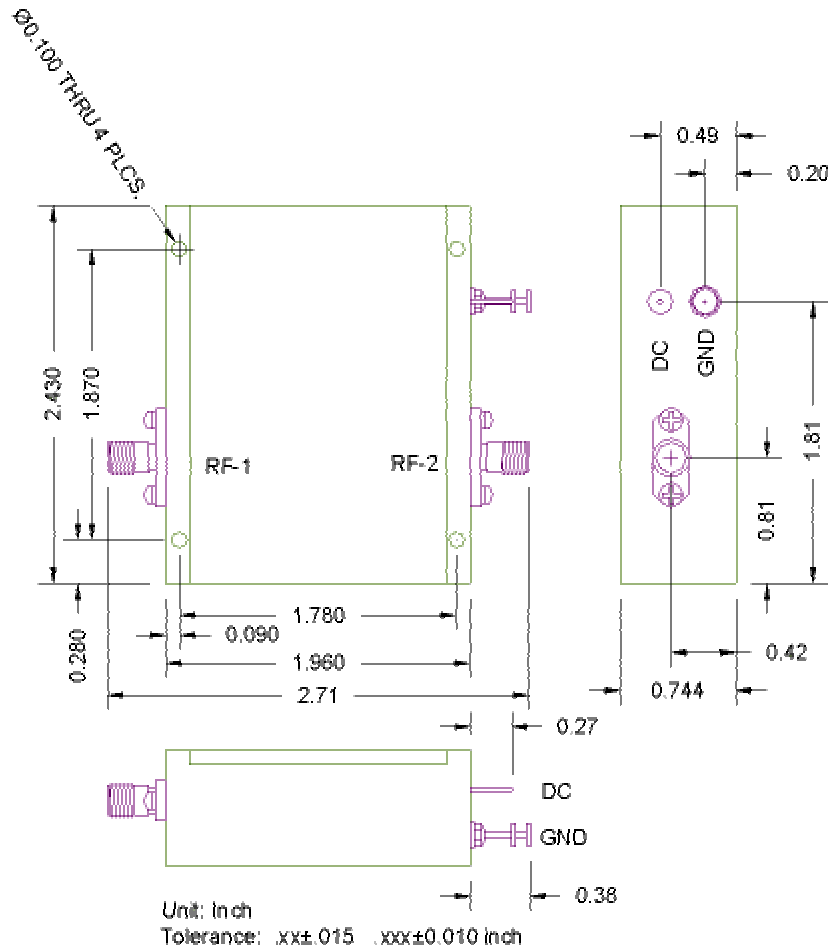


Return Loss



8-14 GHZ 2 W POWER AMPLIFIER

Outline Drawing



Connector	Type	Pin#	Pin Name	In/Out	Description
RF-1	SMA-F	1	IN	I	RF Signal Input
RF-2	SMA-F	1	OUT	O	RF Signal Output
DC	EMI Filter	1	+15V	I	DC (+13V to +18V)
GND	Ground Lug	1	GND	I	Ground