

3.2-7.0 GHZ BROADBAND LOW NOISE AMPLIFIER

Features:

- Hybrid MIC Thin Film Process
- Field Replacement SMA Connectors
- Reverse Bias Protection

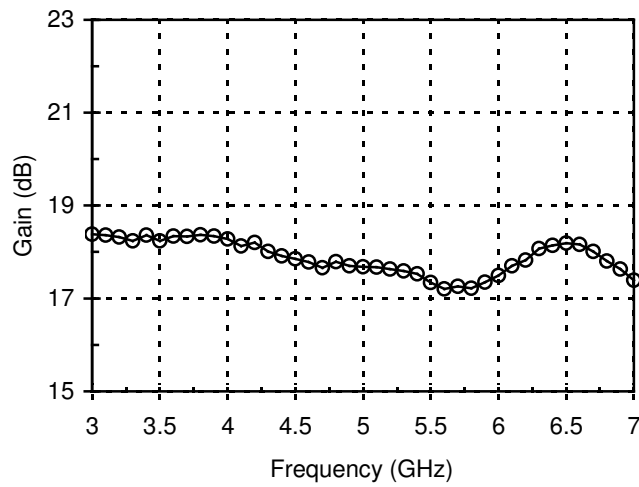
Electrical Performance at 25 °C (Case Temp)

Parameter	Min.	Typ.	Max.	Units
Frequency	3.2		7.0	GHz
Gain at room temperature	15			dB
Gain Flatness over all frequency range at room temperature			± 1.5	dB
Power @ 1 dB Gain Compression Point	15			dBm
Noise Figure			2.5	dB
VSWR Input			2.0:1	
VSWR Output			1.5:1	
DC supply voltage (Vcc)	+11	+12	+18	V
Supplied Current			80	mA

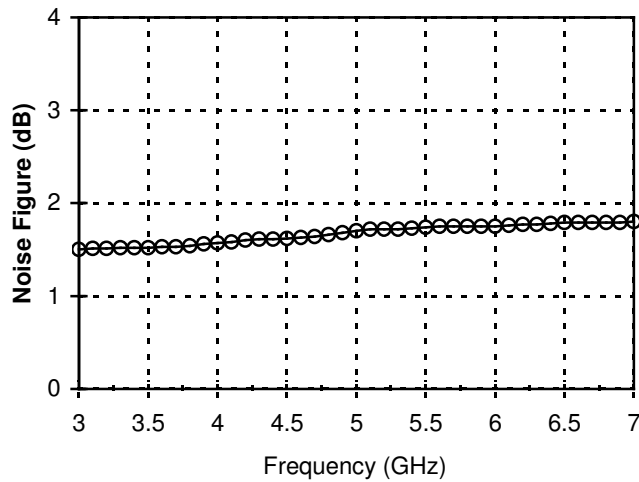
3.2-7.0 GHZ BROADBAND LOW NOISE AMPLIFIER

Typical Test Data

Gain

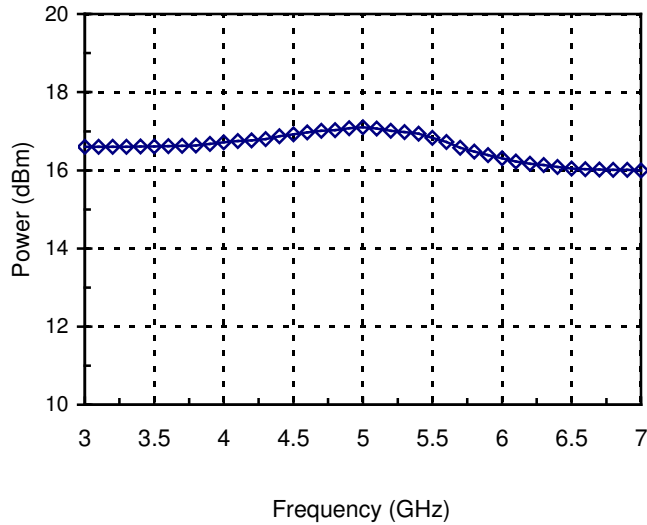


Noise Figure

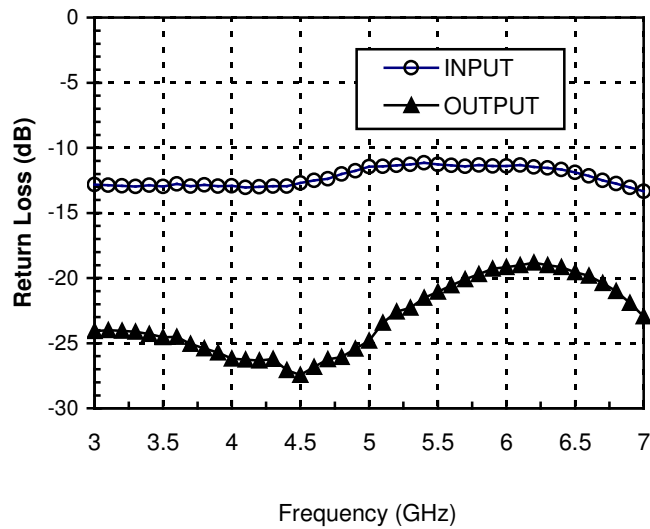


3.2-7.0 GHZ BROADBAND LOW NOISE AMPLIFIER

Power Output at 1 dB Gain Compression

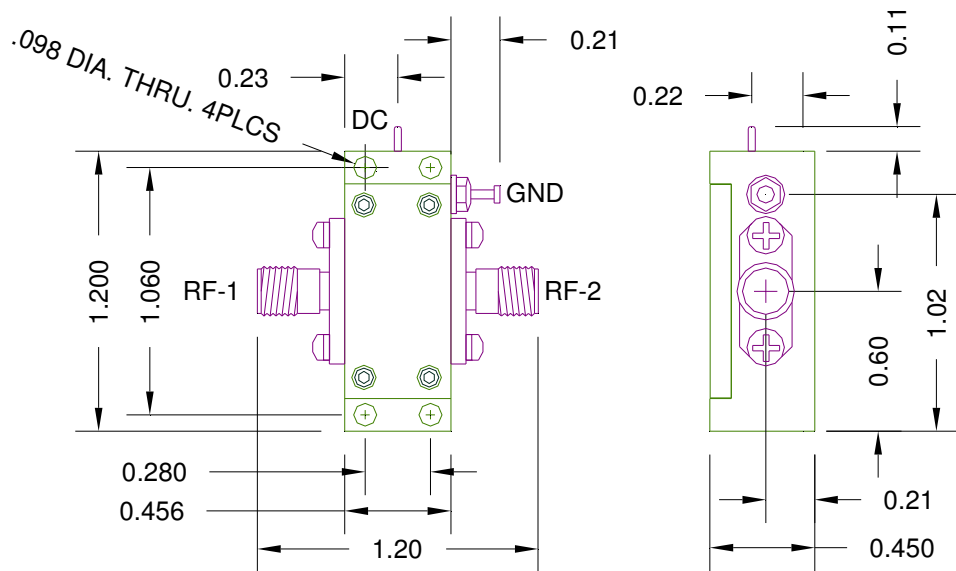


Return Loss



3.2-7.0 GHZ BROADBAND LOW NOISE AMPLIFIER

Outline Drawing



Unit: Inch

Tolerance: .xx±.015 .xxx±0.010 inch

Connector	Type	Pin#	Pin Name	In/Out	Description
RF-1	SMA-F	1	IN	I	RF Signal Input
RF-2	SMA-F	1	OUT	O	RF Signal Output
DC	EMI Filter	1	+12V	I	DC (+11V to +18V)
GND	Ground Lug	1	GND	I	Ground