

NLC00520

3-5 GHz 40 DB GAIN LOW NOISE AMPLIFIER

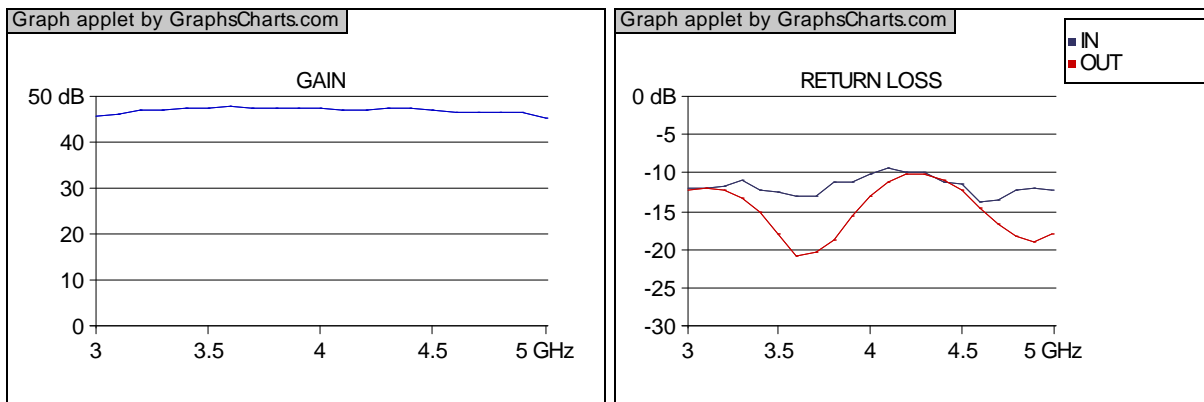
Features:

- Thin Film Hybrid MIC Process
- Field Replaceable SMA Connectors
- Reverse Bias Protection

Electrical Performance

Parameter	Min.	Typ.	Max.	Unit	Note
Frequency	3		5	GHz	
Gain	40			dB	
Gain Flatness			1	dB(+/-)	
Noise Figure			1.8	dB	
Power @ 1dB Gain Compression Point	15			dBm	
VSWR Input			2.0		
VSWR Output			2.0		
DC Supply Voltage	9		15	V	
Supplied Current			150	mA	

Typical Test Data



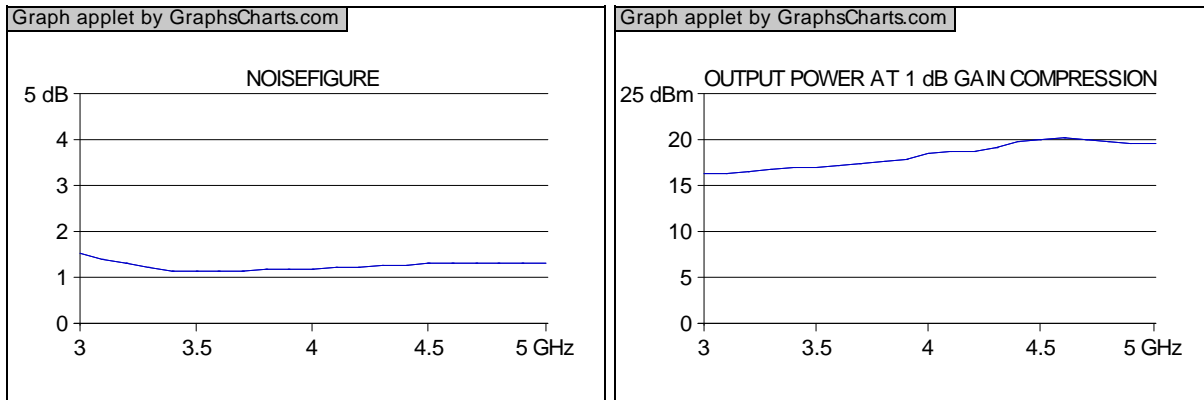
Updated: 6/13/2013



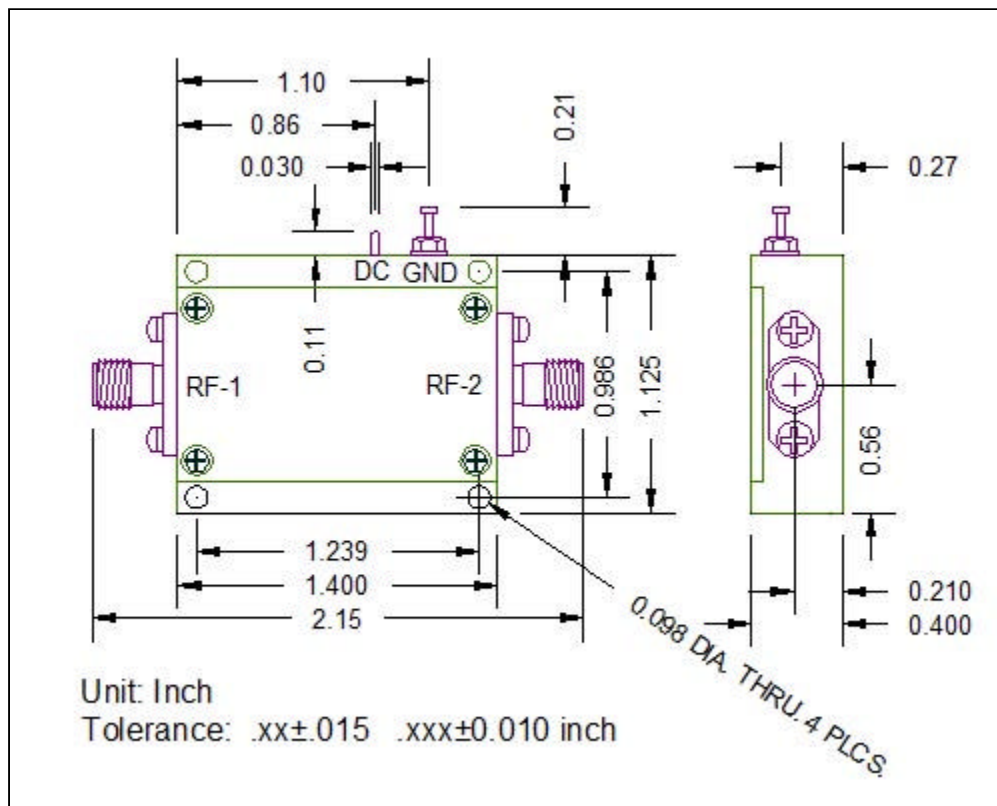
Nextec Microwave & RF, Inc. WWW.NEXTEC-RF.COM
 3010 Scott Blvd., Santa Clara, California 95054
 (408) 727-1189(Ph)/ (408) 727-5915(Fax)/ sales@nextec-rf.com

NLC00520

3-5 GHz 40 DB GAIN LOW NOISE AMPLIFIER



Outline Drawing



Connector	Type	Pin #	Pin Name	In/Out	Description
RF-1	SMA-F	1	IN	I	RF INPUT
RF-2	SMA-F	1	OUT	O	RF OUTPUT
DC	EMI Filter	1	+12 V	I	DC INPUT (+9 V TO +15 V)

Updated: 6/13/2013



Nextec Microwave & RF, Inc. WWW.NEXTEC-RF.COM
3010 Scott Blvd., Santa Clara, California 95054
(408) 727-1189(Ph)/ (408) 727-5915(Fax)/ sales@nextec-rf.com

NLC00520

3-5 GHz 40 DB GAIN LOW NOISE AMPLIFIER

GND GROUND LUG 1 GND O GROUND

Updated: 6/13/2013



Nextec Microwave & RF, Inc. WWW.NEXTEC-RF.COM
3010 Scott Blvd., Santa Clara, California 95054
(408) 727-1189(Ph)/ (408) 727-5915(Fax)/ sales@nextec-rf.com