

1-26 GHz Broadband Amplifier

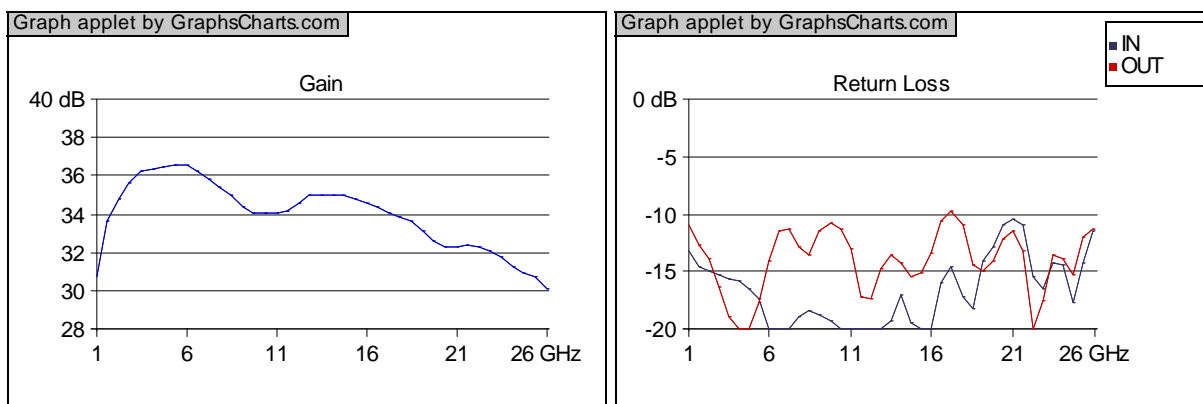
Features:

- Ultra broadband.
- Thin film hybrid MIC process
- Field replaceable SMA connectors
- Reverse bias protection

Electrical Performance

Parameter	Min.	Typ.	Max.	Unit	Note
Frequency	1		26	GHz	
Gain	26			dB	
Gain Flatness			4.5	dB(+/-)	
Power @ 1dB Gain Compression Point	10			dBm	
Noise Figure		8.5		dB	
VSWR Input			2		
VSWR Output			2		
DC Supply Voltage	9	12	15	V	
Supplied Current			450	mA	

Typical Test Data

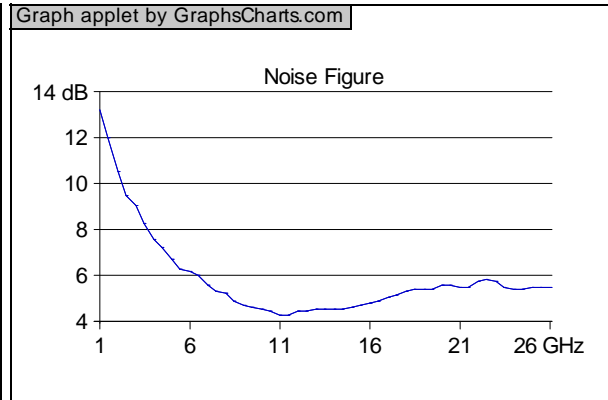
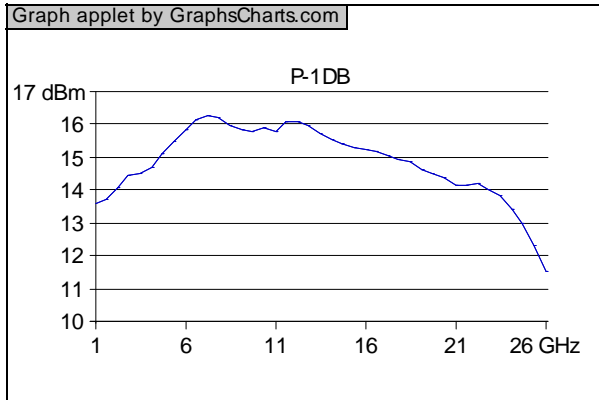


Updated: 7



Nextec Microwave & RF, Inc. WWW.NEXTEC-RF.COM
 3010 Scott Blvd., Santa Clara, California 95054
 (408) 727-1189(Ph)/ (408) 727-5915(Fax)/ sales@nextec-rf.com

1-26 GHz Broadband Amplifier



Outline Drawing

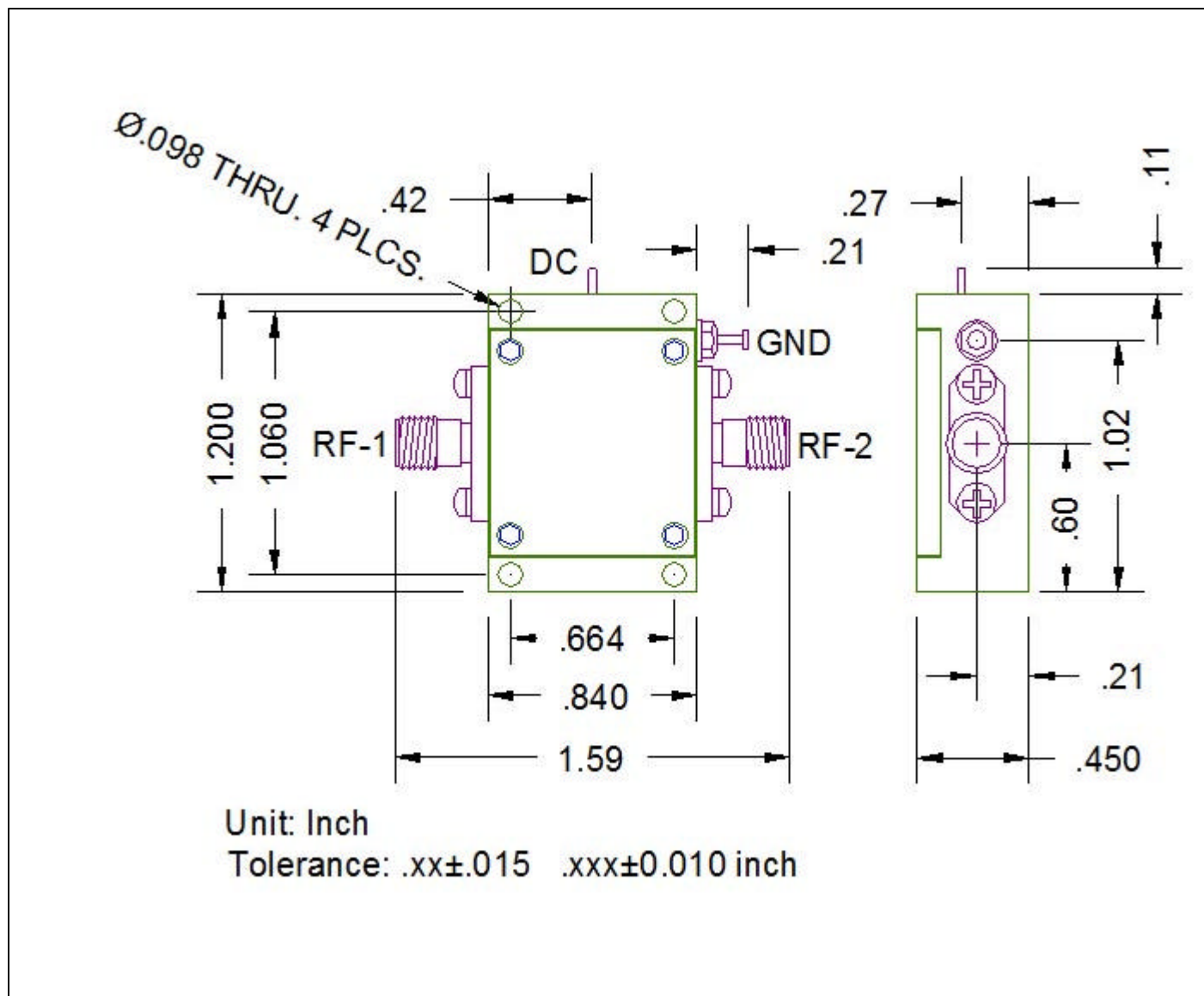
Updated: 7



Nextec Microwave & RF, Inc. WWW.NEXTEC-RF.COM
3010 Scott Blvd., Santa Clara, California 95054
(408) 727-1189(Ph)/ (408) 727-5915(Fax)/ sales@nextec-rf.com

NB005

1-26 GHz Broadband Amplifier



Connector	Type	Pin #	Pin Name	In/Out	Description
RF-1	SMA-F	1	IN	I	RF SIGNAL INPUT
RF-2	SMA-F	1	OUT	O	RF SIGNAL OUTPUT
DC	EMI Filter	1	+12 V	I	DC SUPPLY (+9V TO +15V)
GND	GROUND LUG	1	GND	O	GROUND

Updated: 7



Nextec Microwave & RF, Inc. WWW.NEXTEC-RF.COM
3010 Scott Blvd., Santa Clara, California 95054
(408) 727-1189(Ph)/ (408) 727-5915(Fax)/ sales@nextec-rf.com