

2-18 GHZ BROADBAND AMPLIFIER

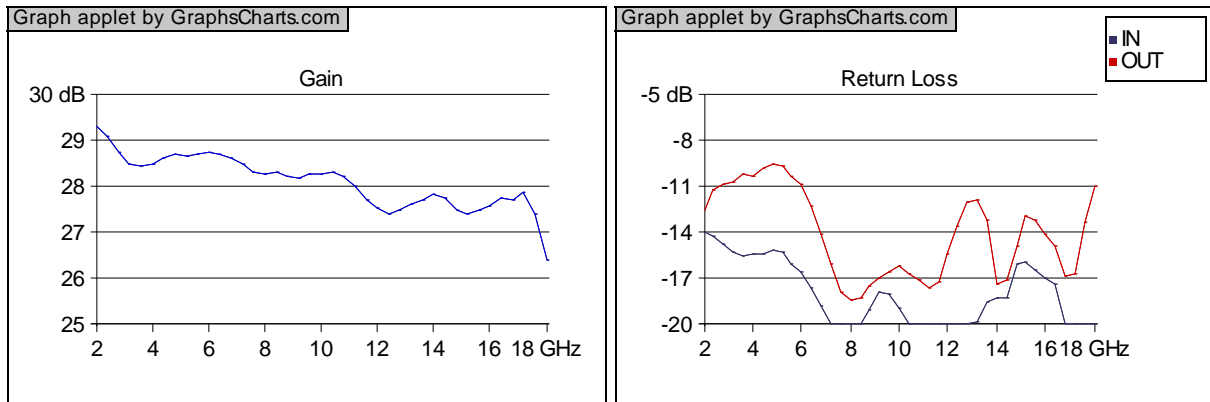
Features:

- Thin Film Hybrid MIC Process
- Field Replaceable SMA Connectors
- Reverse Bias Protection

Electrical Performance

Parameter	Min.	Typ.	Max.	Unit	Note
Frequency	2		18	GHz	
Gain	25			dB	
Gain Flatness			2	dB(+/-)	
Power @ 1dB Gain Compression Point	10			dBm	
Noise Figure			4	dB	
VSWR Input			2.2		
VSWR Output			2.2		
Supplied Current			150	mA	
DC Supply Voltage	12		18	V	

Typical Test Data

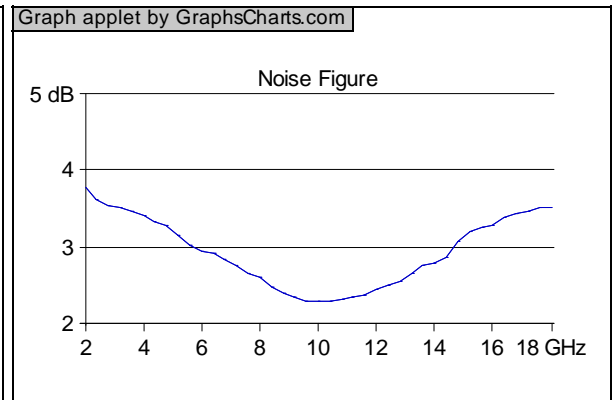
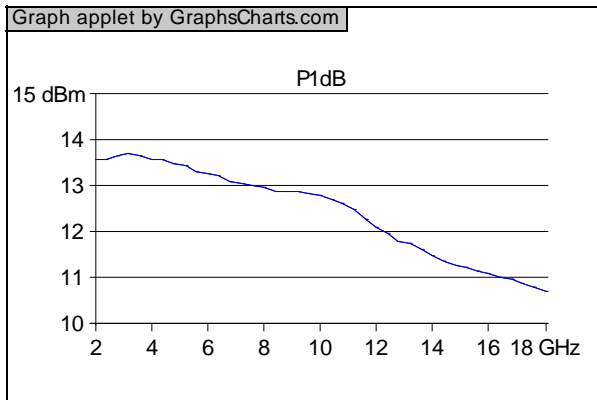


Updated: 7



Nextec Microwave & RF, Inc. WWW.NEXTEC-RF.COM
 3010 Scott Blvd., Santa Clara, California 95054
 (408) 727-1189(Ph)/ (408) 727-5915(Fax)/ sales@nextec-rf.com

2-18 GHZ BROADBAND AMPLIFIER



Outline Drawing

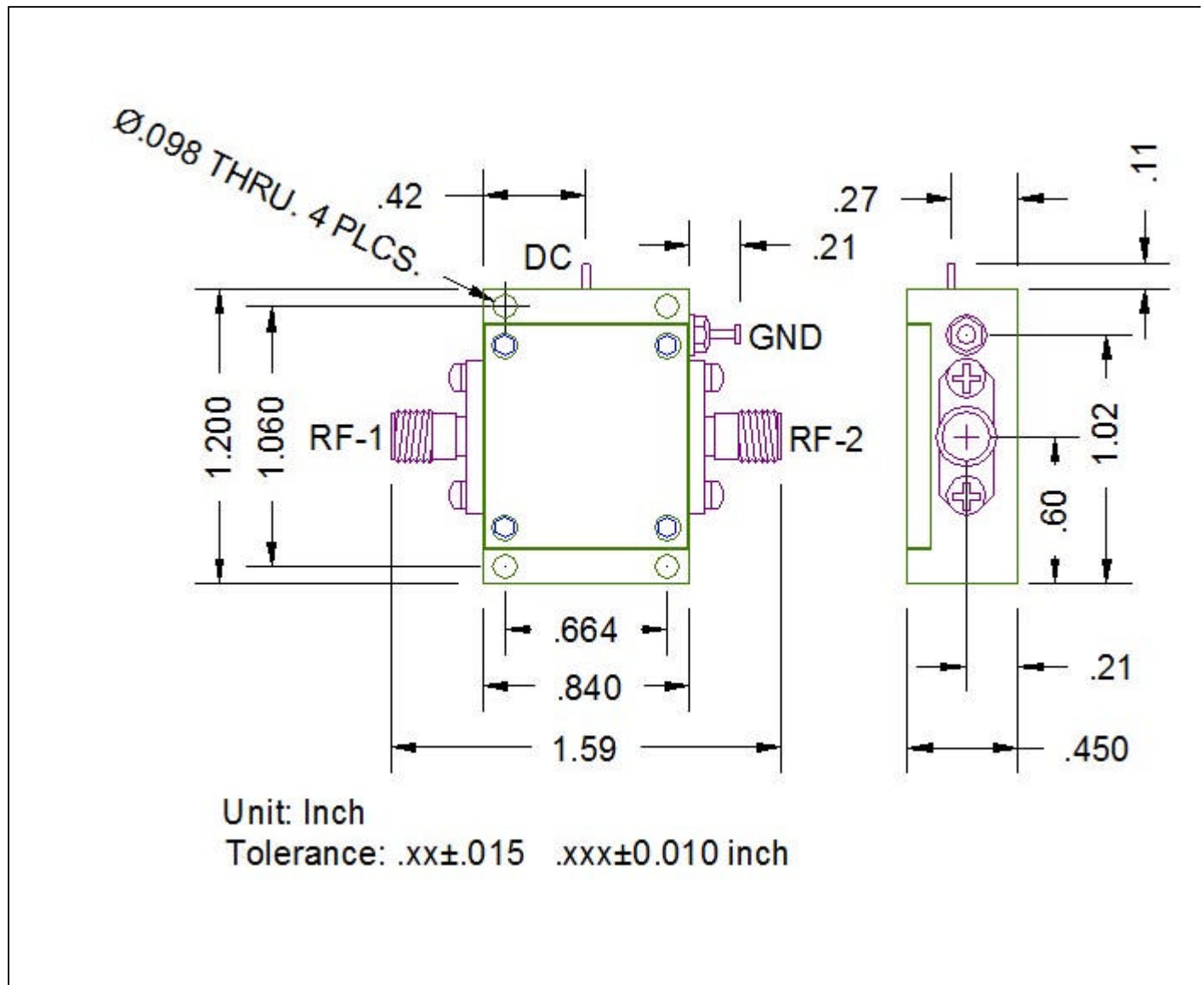
Updated: 7



Nextec Microwave & RF, Inc. WWW.NEXTEC-RF.COM
3010 Scott Blvd., Santa Clara, California 95054
(408) 727-1189(Ph)/ (408) 727-5915(Fax)/ sales@nextec-rf.com

NB005

2-18 GHZ BROADBAND AMPLIFIER



Connector	Type	Pin #	Pin Name	In/Out	Description
RF-1	SMA-F	1	IN	I	RF SIGNAL INPUT
RF-2	SMA-F	1	OUT	O	RF SIGNAL OUTPUT
DC	EMI Filter	1	+12V	I	DC (12V TO 18V)
GND	GROUND LUG	1	GND	O	GROUND

Updated: 7



Nextec Microwave & RF, Inc. WWW.NEXTEC-RF.COM
 3010 Scott Blvd., Santa Clara, California 95054
 (408) 727-1189(Ph)/ (408) 727-5915(Fax)/ sales@nextec-rf.com