

# NB00614

## 2-6 GHz 2 W POWER AMPLIFIER

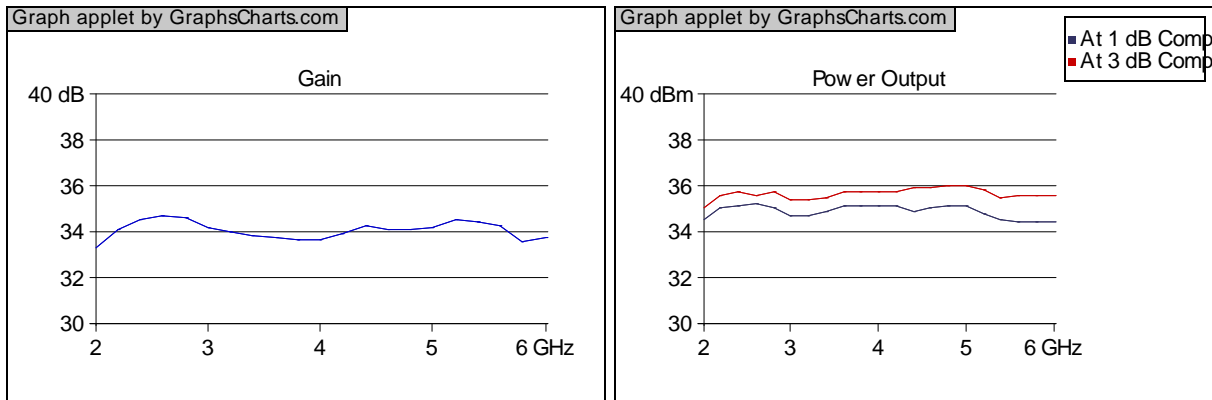
**Features:**

- Hybrid MIC Thin Film Process
- Field Replaceable SMA Connectors
- Reverse Bias Protection

**Electrical Performance**

Parameter	Min.	Typ.	Max.	Unit	Note
Frequency	2		6	GHz	
Gain	30	33	37	dB	
Gain Flatness		1	2	dB(+/-)	
Power @ 1dB Gain Compression Point	32			dBm	
Power @ 3 dB Gain Compression Point	34.5			dBm	
Output 3rd Order Intercept Point		42		dBm	
Noise Figure		4	8	dB	
VSWR Input			2		
VSWR Output			2		
Supplied Current			2	A	
DC Supply Voltage	13	15	18	V	

**Typical Test Data**



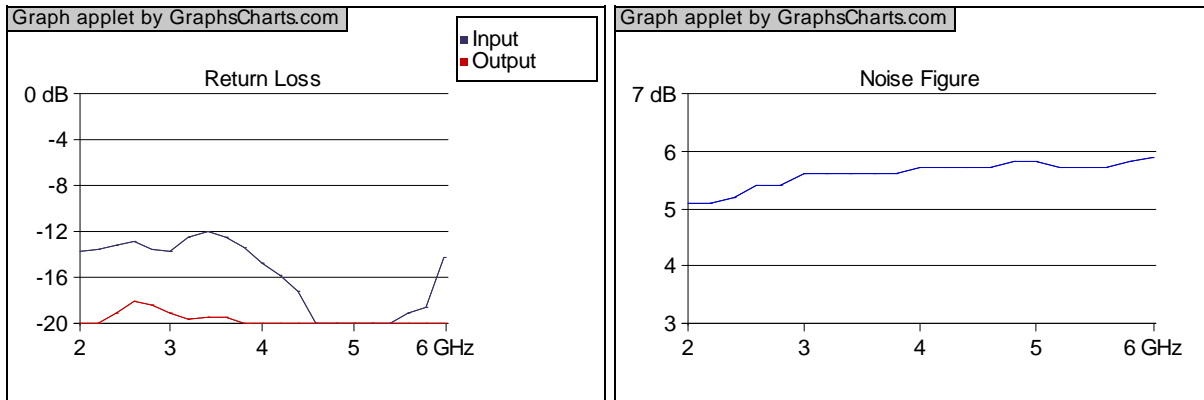
Updated: 3/16/2018



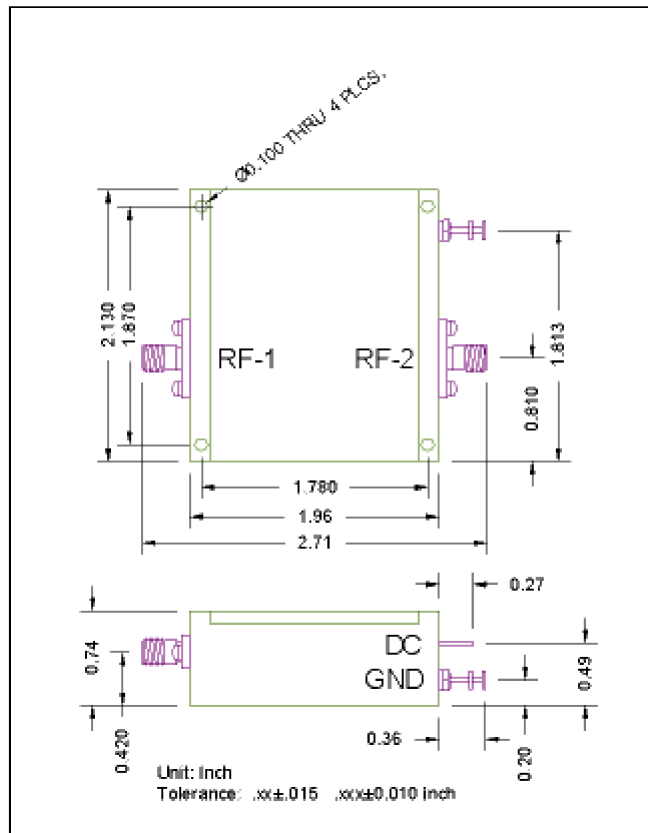
Nextec Microwave & RF, Inc. [WWW.NEXTEC-RF.COM](http://WWW.NEXTEC-RF.COM)  
 3010 Scott Blvd., Santa Clara, California 95054  
 (408) 727-1189(Ph)/ (408) 727-5915(Fax)/ sales@nextec-rf.com

# NB00614

## 2-6 GHz 2 W POWER AMPLIFIER



### Outline Drawing



Connector	Type	Pin #	Pin Name	In/Out	Description
RF-1	SMA-F	1	IN	I	RF SIGNAL IN
RF-2	SMA-F	1	OUT	O	RF SIGNAL OUT
DC	EMI Filter	1	+15 V	I	DC INPUT (+13 TO +18 V)

Updated: 3/16/2018



Nextec Microwave & RF, Inc. [WWW.NEXTEC-RF.COM](http://WWW.NEXTEC-RF.COM)  
 3010 Scott Blvd., Santa Clara, California 95054  
 (408) 727-1189(Ph)/ (408) 727-5915(Fax)/ sales@nextec-rf.com

# NB00614

---

## 2-6 GHZ 2 W POWER AMPLIFIER

GND      GROUND LUG      1 GND      O      GROUND

---

Updated: 3/16/2018



Nextec Microwave & RF, Inc. [WWW.NEXTEC-RF.COM](http://WWW.NEXTEC-RF.COM)  
3010 Scott Blvd., Santa Clara, California 95054  
(408) 727-1189(Ph)/ (408) 727-5915(Fax)/ [sales@nextec-rf.com](mailto:sales@nextec-rf.com)