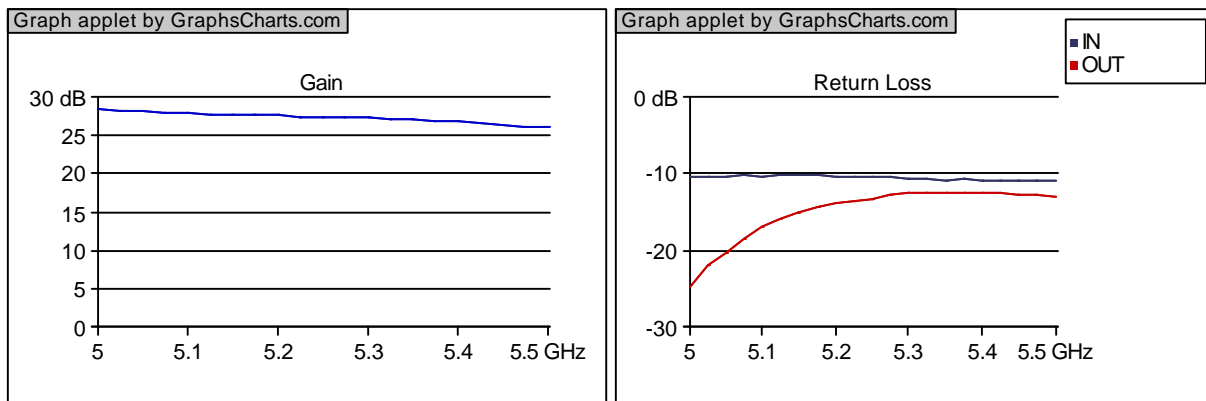


5.1-5.4 GHz 0.3 W Medium Power Amplifier

Electrical Performance

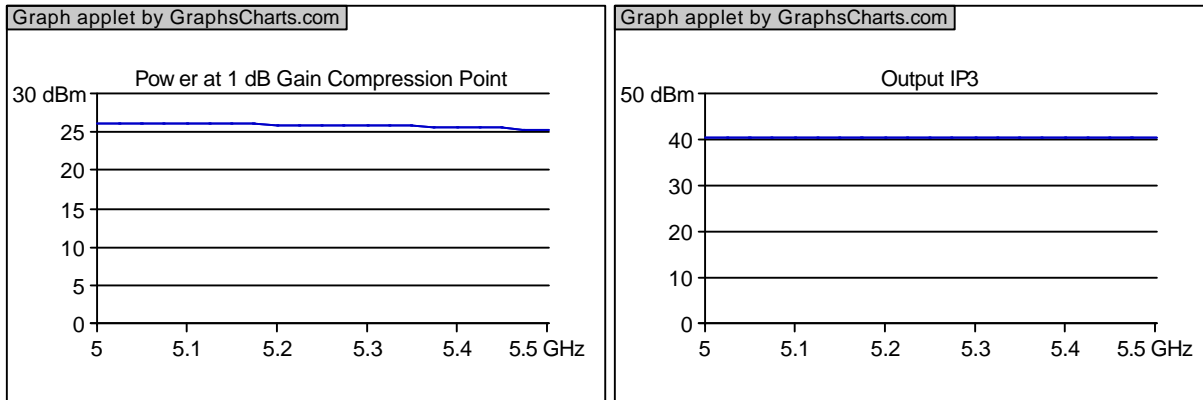
Parameter	Min.	Typ.	Max.	Unit	Note
Frequency	5.1		5.4	GHz	
Gain	25			dB	
Gain Flatness			1	dB(+/-)	
Power @ 1dB Gain Compression Point	25			dBm	
Output 3rd Order Intercept Point		40		dBm	
VSWR Input			2		
VSWR Output			2		
DC Supply Voltage	12		15	V	
Supplied Current			400	mA	

Typical Test Data

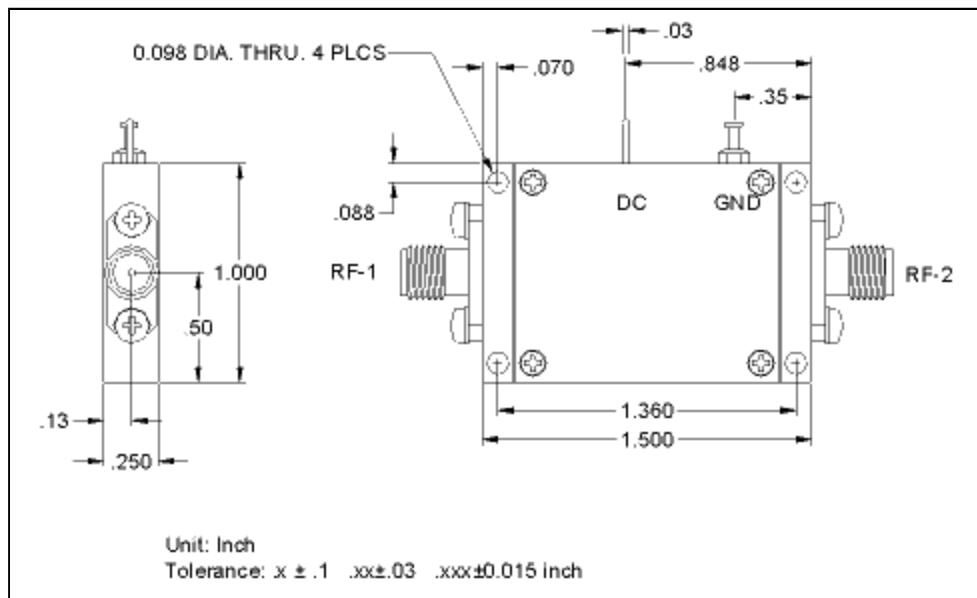


Updated: 10/11/2006

5.1-5.4 GHz 0.3 W Medium Power Amplifier



Outline Drawing



Connector	Type	Pin #	Pin Name	In/Out	Description
RF-1	SMA-F	1	IN	I	RF SIGNAL INPUT
RF-2	SMA-F	1	OUT	O	RF SIGNAL OUTPUT
DC	EMI Filter	1	+12 V	I	DC INPUT (+12 TO +15 V)
GND	GROUND LUG	1	GND	O	GROUND

Updated: 10/11/2006

NA00537

5.1-5.4 GHz 0.3 W Medium Power Amplifier

Updated: 10/11/2006



Nextec Microwave & RF, Inc WWW.NEXTEC-RF.COM
3010 Scott Blvd., Santa Clara, CA 95054
(408) 727-1189(Ph)/ (408) 727-5915(Fax)/ sales@nextec-rf.com