

## 9.4-10.6 GHz 1 W Power Amplifier

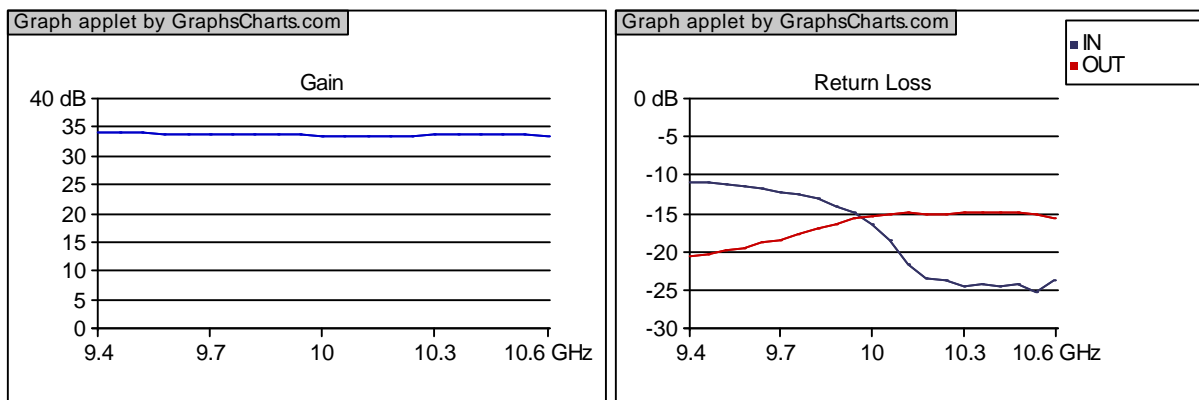
### Features:

- Thin Film Hybrid MIC Process
- Field Replaceable SMA Connectors
- Reverse Bias Protection

### Electrical Performance

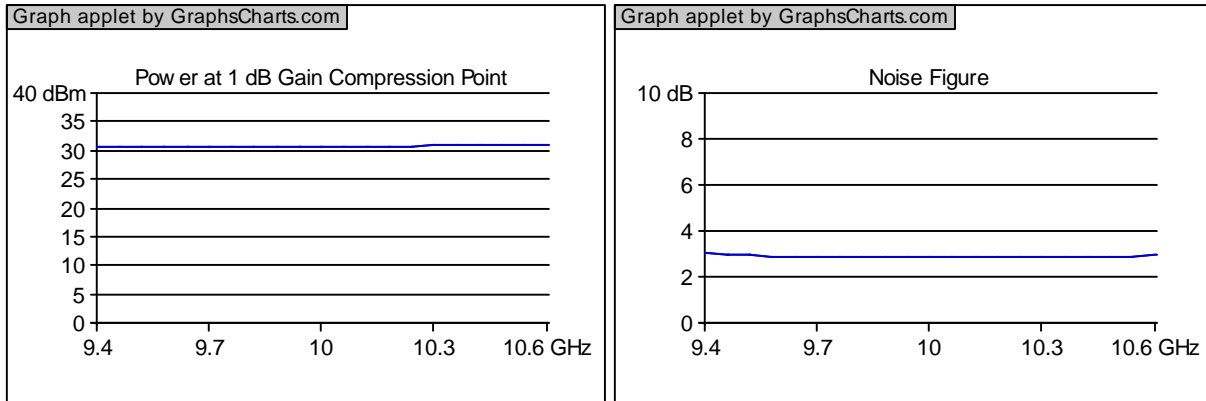
Parameter	Min.	Typ.	Max.	Unit	Note
Frequency	9.4		10.6	GHz	
Gain	30			dB	
Gain Flatness			0.5	dB(+/-)	
Power @ 1dB Gain Compression Point	30			dBm	
Noise Figure			6	dB	
VSWR Input			2.0		
VSWR Output			2.0		
DC Supply Voltage	12		18	V	
Supplied Current			1.2	A	

### Typical Test Data



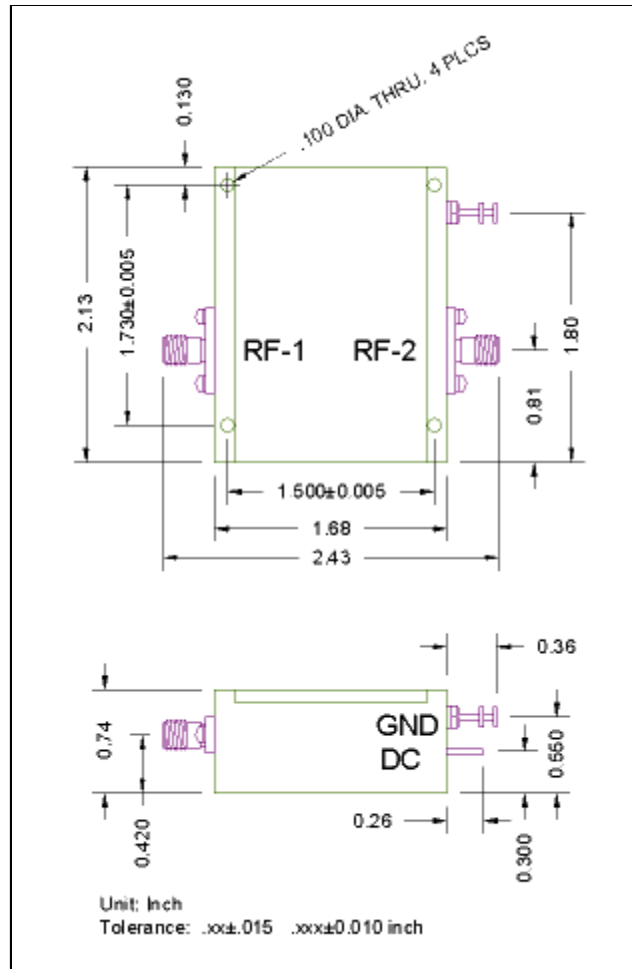
Updated: 12/2/2007

## 9.4-10.6 GHz 1 W Power Amplifier



Outline Drawing

## 9.4-10.6 GHz 1 W Power Amplifier



Connector	Type	Pin #	Pin Name	In/Out	Description
RF-1	SMA-F	1	IN	I	RF SIGNAL INPUT
RF-2	SMA-F	1	OUT	O	RF SIGNAL OUTPUT
DC	EMI Filter	1	+12 V	I	DC INPUT (+12 TO +18 V)
GND	GROUND LUG	1	GND	O	GROUND

Updated: 12/2/2007