

NB00493

18.0-26.5 GHz DRIVER AMPLIFIER

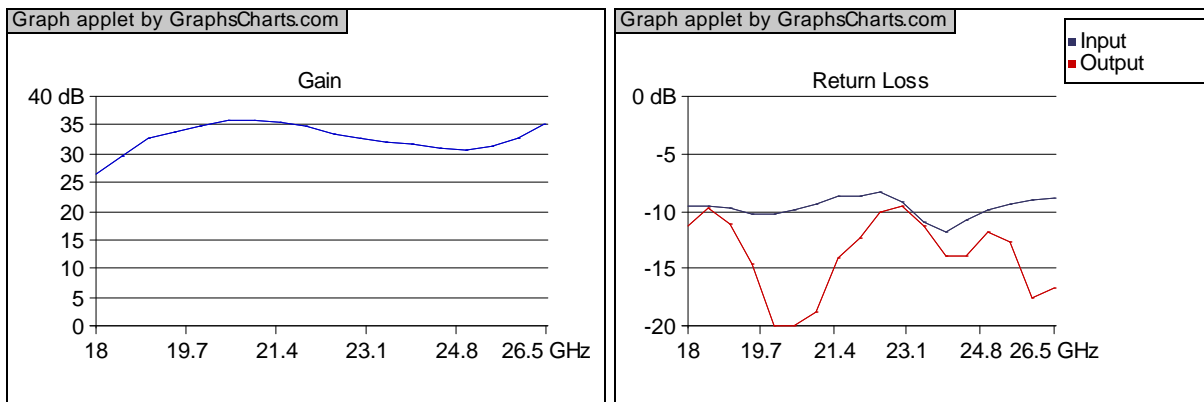
Features:

- Field Replaceable SMA Connector
- Thin-Film Hybrid MIC Process
- Reverse Bias Protection

Electrical Performance

Parameter	Min.	Typ.	Max.	Unit	Note
Frequency	18.0		26.5	GHz	
Gain	24			dB	
Gain Flatness			3	dB(+/-)	
Power @ 1dB Gain Compression Point	19			dBm	
Noise Figure		9	12	dB	
VSWR Input			2.5		
VSWR Output			2.5		
Supplied Current			400	mA	
DC Supply Voltage	11	12	15	V	

Typical Test Data



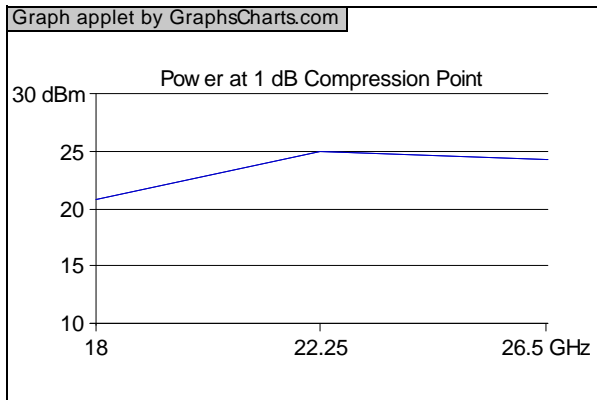
Updated: 3/9/2016



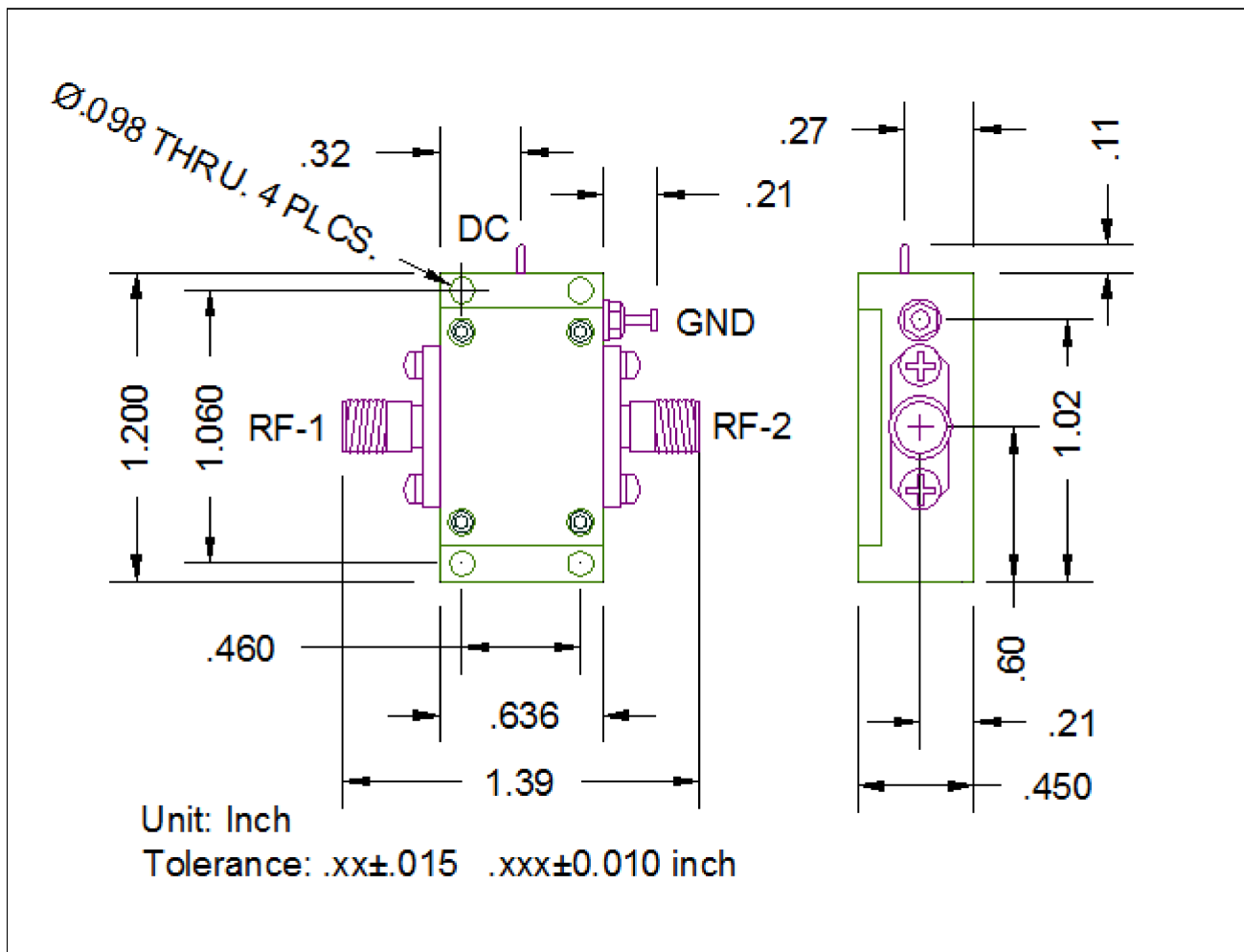
Nextec Microwave & RF, Inc. WWW.NEXTEC-RF.COM
 3010 Scott Blvd., Santa Clara, California 95054
 (408) 727-1189(Ph)/ (408) 727-5915(Fax)/ sales@nextec-rf.com

NB00493

18.0-26.5 GHz DRIVER AMPLIFIER



Outline Drawing



Updated: 3/9/2016



Nextec Microwave & RF, Inc. WWW.NEXTEC-RF.COM
 3010 Scott Blvd., Santa Clara, California 95054
 (408) 727-1189(Ph)/ (408) 727-5915(Fax)/ sales@nextec-rf.com

NB00493**18.0-26.5 GHz DRIVER AMPLIFIER**

Connector	Type	Pin #	Pin Name	In/Out	Description
RF-1	SMA-F	1	IN	I	RF Signal Input
RF-2	SMA-F	1	OUT	O	RF Signal Output
DC	EMI Filter	1	+12 V	I	DC Supply (11-15V)
GND	GROUND LUG	1	GND	O	Ground

Updated: 3/9/2016



Nextec Microwave & RF, Inc. WWW.NEXTEC-RF.COM
3010 Scott Blvd., Santa Clara, California 95054
(408) 727-1189(Ph)/ (408) 727-5915(Fax)/ sales@nextec-rf.com