

2-6 GHz 20 dB Gain 1 W Power Amplifier

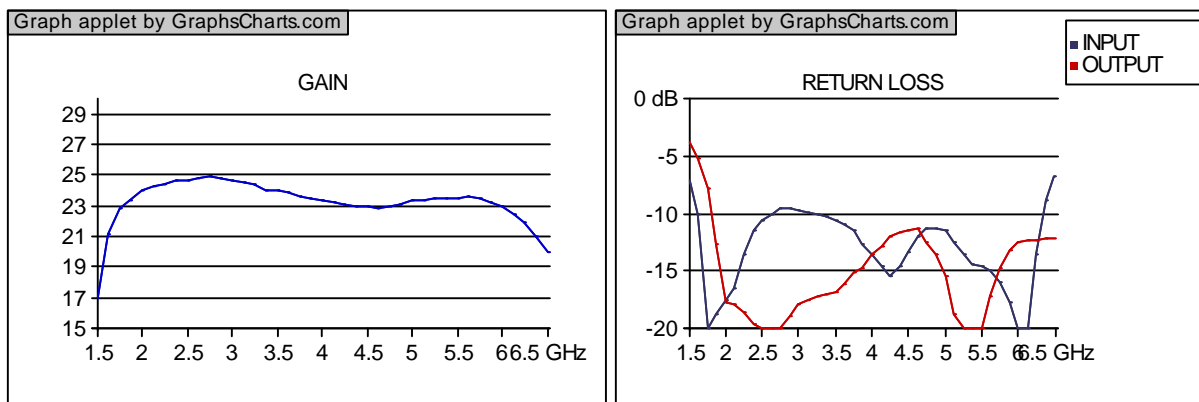
Features:

- Thin Film Hybrid MIC Process
- Field Replaceable RF Connectors
- Reverse Bias Protection

Electrical Performance

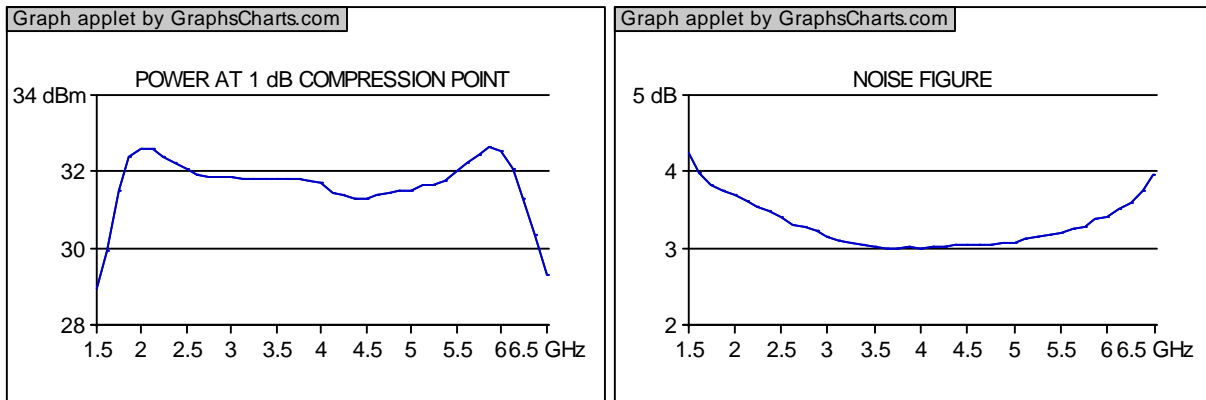
Parameter	Min.	Typ.	Max.	Unit	Note
Frequency	2		6	GHz	
Gain	20			dB	
Gain Flatness			1.5	dB(+/-)	
Power @ 1dB Gain Compression Point	30			dBm	
Noise Figure			8	dB	
VSWR Input			2.0		
VSWR Output			2.0		
DC Supply Voltage	12		18	V	
Supplied Current			1	A	

Typical Test Data



Updated: 12/2/2007

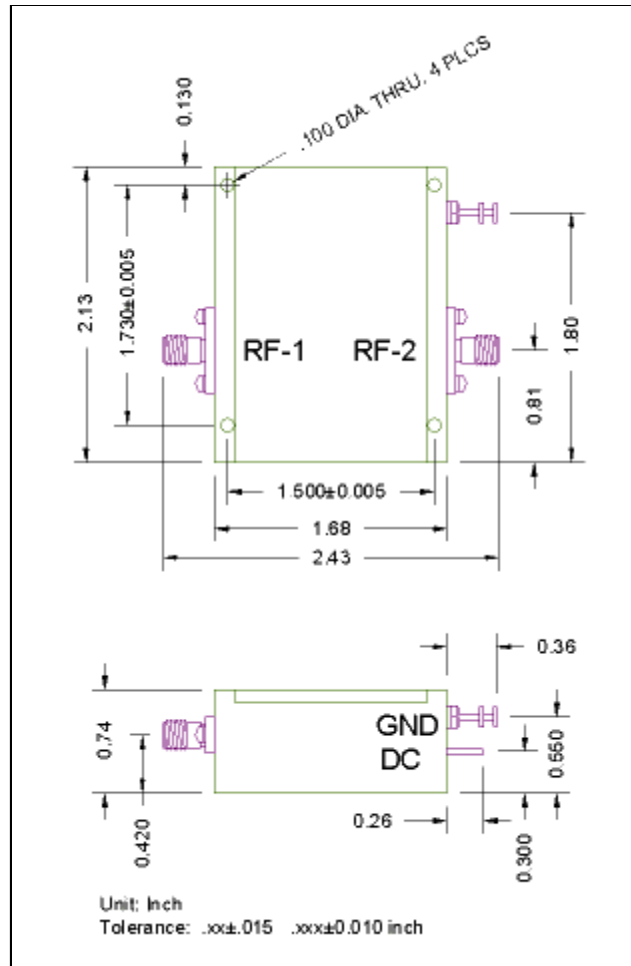
2-6 GHz 20 dB Gain 1 W Power Amplifier



Outline Drawing

Updated: 12/2/2007

2-6 GHz 20 dB Gain 1 W Power Amplifier



Connector	Type	Pin #	Pin Name	In/Out	Description
RF-1	SMA-F	1	IN	I	RF INPUT SIGNAL
RF-2	SMA-F	1	OUT	O	RF OUTPUT SIGNAL
DC	EMI Filter	1	+12 V	I	DC INPUT (+12 TO +18 V)
GND	GROUND LUG	1	GND	O	GROUND

Updated: 12/2/2007