

NB00529

4.5-10.5 GHz Broadband Medium Power Amplifier

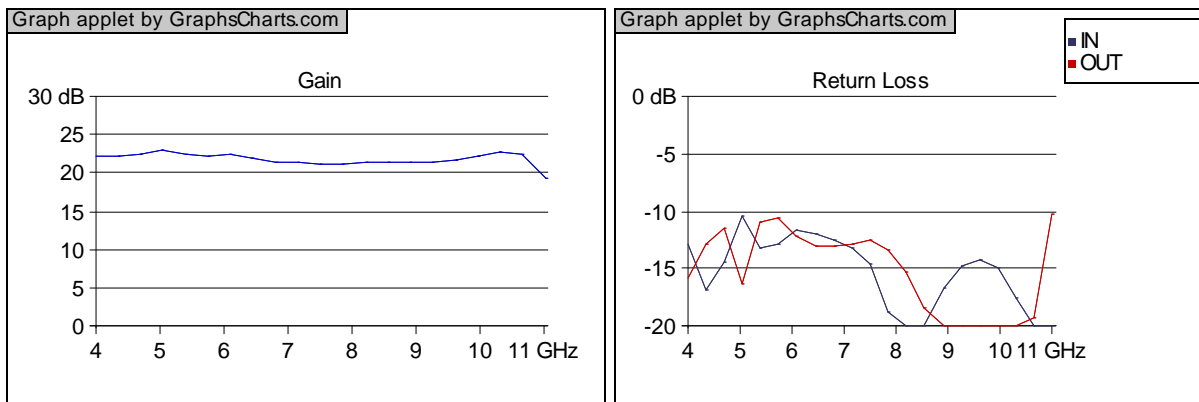
Features:

- Thin Film Hybrid MIC Process
- Field Replaceable SMA Connectors
- DC Reverse Bias Protection

Electrical Performance

Parameter	Min.	Typ.	Max.	Unit	Note
Frequency	4.5		10.5	GHz	
Gain	20			dB	
Gain Flatness			1.5	dB(+/-)	
Power @ 1dB Gain Compression Point	21			dBm	
Noise Figure		5	8	dB	
VSWR Input			2.0		
VSWR Output			2.0		
DC Supply Voltage	10		15	V	
Supplied Current			300	mA	

Typical Test Data



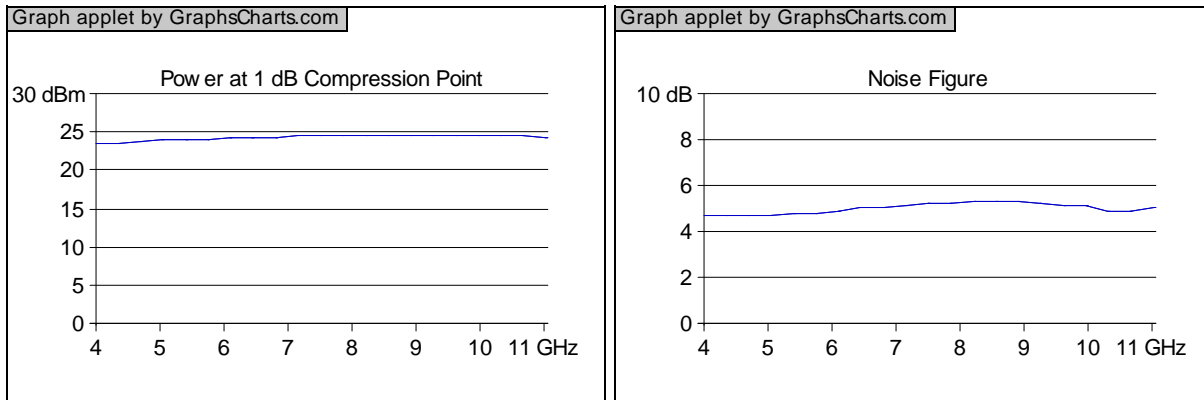
Updated: 9/6/2012



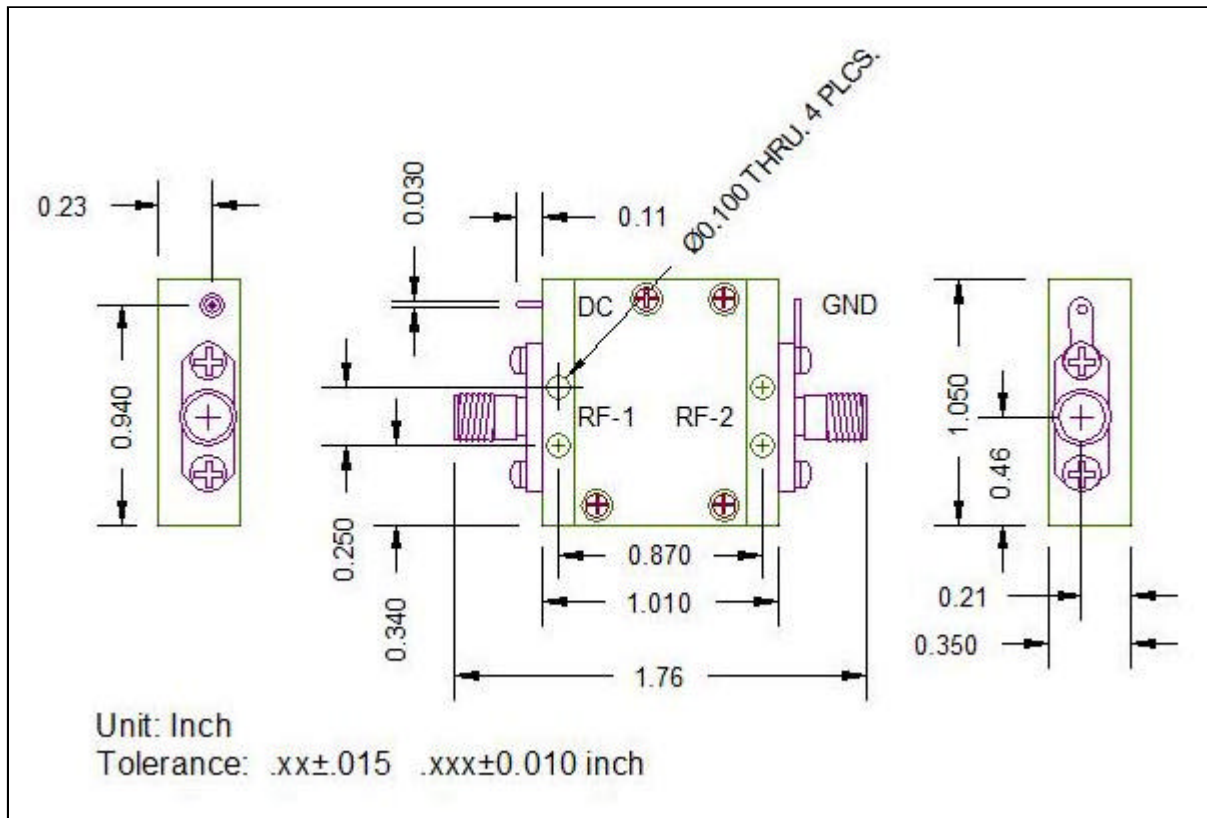
Nextec Microwave & RF, Inc. WWW.NEXTEC-RF.COM
 3010 Scott Blvd., Santa Clara, California 95054
 (408) 727-1189(Ph)/ (408) 727-5915(Fax)/ sales@nextec-rf.com

NB00529

4.5-10.5 GHz Broadband Medium Power Amplifier



Outline Drawing



Connector	Type	Pin #	Pin Name	In/Out	Description
RF-1	SMA-F	1	IN	I	RF INPUT SIGNAL
RF-2	SMA-F	1	OUT	O	RF OUTPUT SIGNAL
DC	EMI Filter	1	+ 12 V	I	DC INPUT (+11 TO +15 V)

Updated: 9/6/2012



Nextec Microwave & RF, Inc. WWW.NEXTEC-RF.COM
3010 Scott Blvd., Santa Clara, California 95054
(408) 727-1189(Ph)/ (408) 727-5915(Fax)/ sales@nextec-rf.com

NB00529

4.5-10.5 GHz Broadband Medium Power Amplifier

GND GROUND LUG 1 GND O GROUND

Updated: 9/6/2012



Nextec Microwave & RF, Inc. WWW.NEXTEC-RF.COM
3010 Scott Blvd., Santa Clara, California 95054
(408) 727-1189(Ph)/ (408) 727-5915(Fax)/ sales@nextec-rf.com