

NB00601

0.1-18 GHZ 20 DB GAIN BROADBAND AMPLIFIER

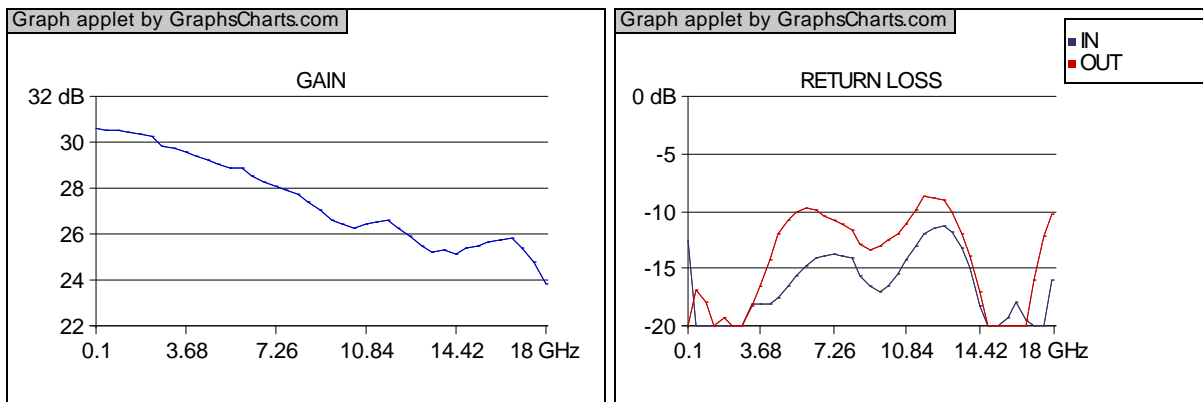
Features:

- Thin Film Hybrid MIC Process
- Reverse Bias Protection
- Field Replaceable SMA Connectors

Electrical Performance

Parameter	Min.	Typ.	Max.	Unit	Note
Frequency	0.1		18	GHz	
Gain	20			dB	
Gain Flatness			5	dB(+/-)	
Noise Figure		3	5	dB	
Power @ 1dB Gain Compression Point	10			dBm	
VSWR Input		2.0	2.6		
VSWR Output		2.0	2.6		
DC Supply Voltage	+12	+12	+15	V	
Supplied Current			150	mA	

Typical Test Data



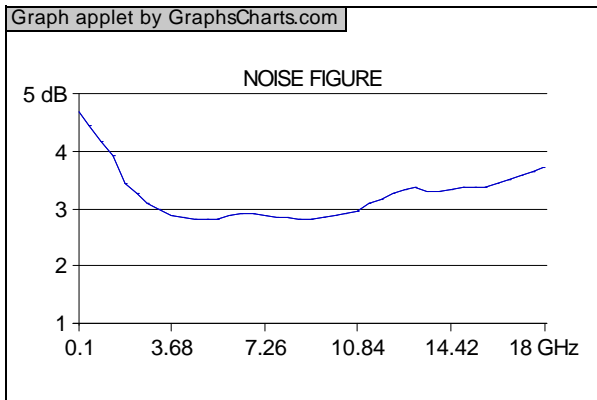
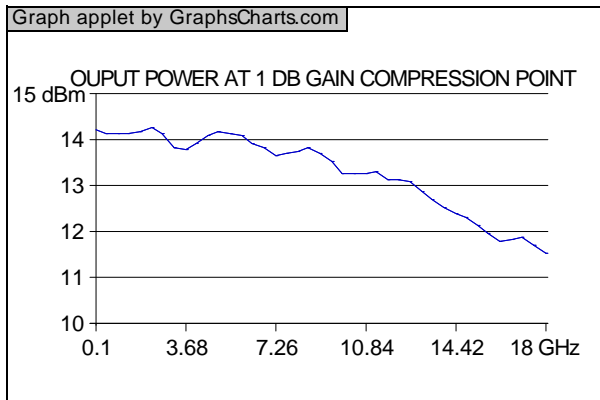
Updated: 7/7/2016



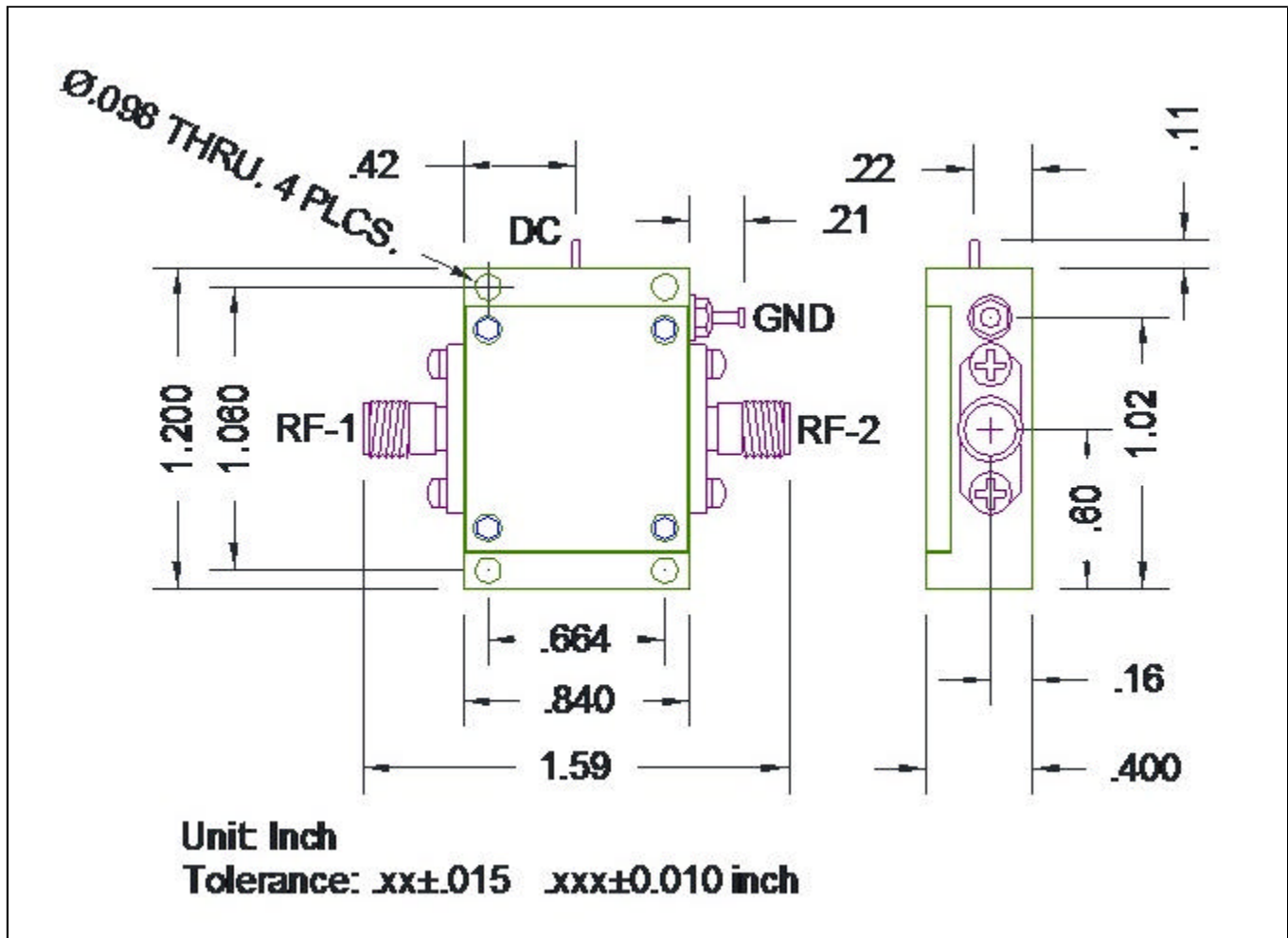
Nextec Microwave & RF, Inc. WWW.NEXTEC-RF.COM
 3010 Scott Blvd., Santa Clara, California 95054
 (408) 727-1189(Ph)/ (408) 727-5915(Fax)/ sales@nextec-rf.com

NB00601

0.1-18 GHZ 20 DB GAIN BROADBAND AMPLIFIER



Outline Drawing



Updated: 7/7/2016



Nextec Microwave & RF, Inc. WWW.NEXTEC-RF.COM
 3010 Scott Blvd., Santa Clara, California 95054
 (408) 727-1189(Ph)/ (408) 727-5915(Fax)/ sales@nextec-rf.com

NB00601**0.1-18 GHZ 20 DB GAIN BROADBAND AMPLIFIER**

Connector	Type	Pin #	Pin Name	In/Out	Description
RF-1	SMA-F	1	IN	I	RF SIGNAL INPUT
RF-2	SMA-F	1	OUT	O	RF SIGNAL OUTPUT
DC	EMI Filter	1	+12V	I	DC INPUT (+12V TO +15V)
GND	GROUND LUG	1	GND	O	GROUND

Updated: 7/7/2016



Nextec Microwave & RF, Inc. WWW.NEXTEC-RF.COM
3010 Scott Blvd., Santa Clara, California 95054
(408) 727-1189(Ph)/ (408) 727-5915(Fax)/ sales@nextec-rf.com