

NBL00558

1.0-12.5 GHz 25 dB Gain Low Noise Amplifier

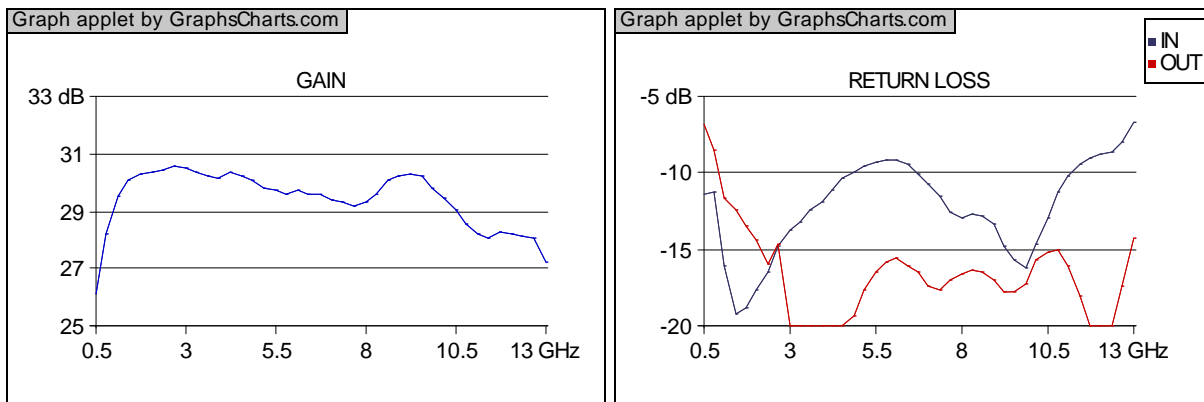
Features:

- Thin Film Hybrid MIC Process
- Field Replaceable SMA Connectors
- Reverse Bias Protection

Electrical Performance

Parameter	Min.	Typ.	Max.	Unit	Note
Frequency	1.0		12.5	GHz	
Gain	25	30		dB	
Gain Flatness			3	dB(+/-)	
Noise Figure			3	dB	
Power @ 1dB Gain Compression Point	17	19		dBm	
VSWR Input			2.2		
VSWR Output			2.0		
DC Supply Voltage	11		15	V	
Supplied Current			290	mA	

Typical Test Data



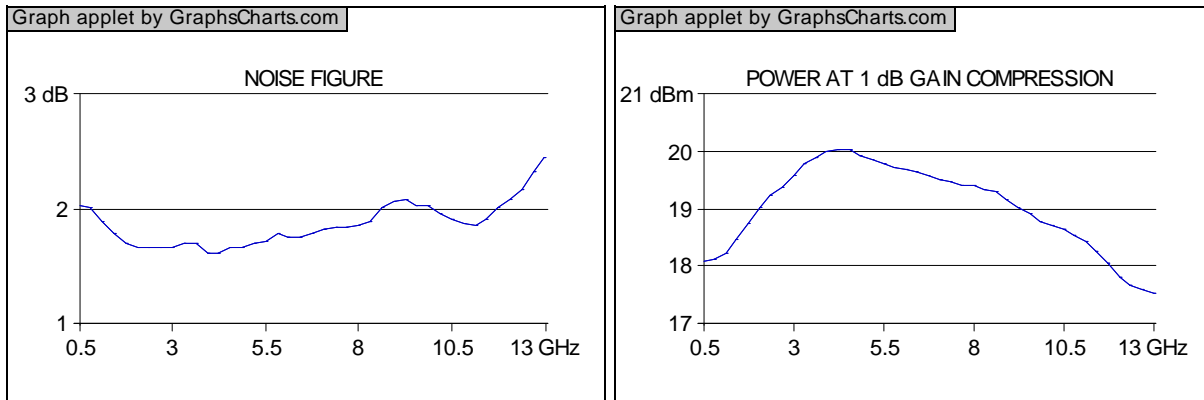
Updated: 3/9/2016



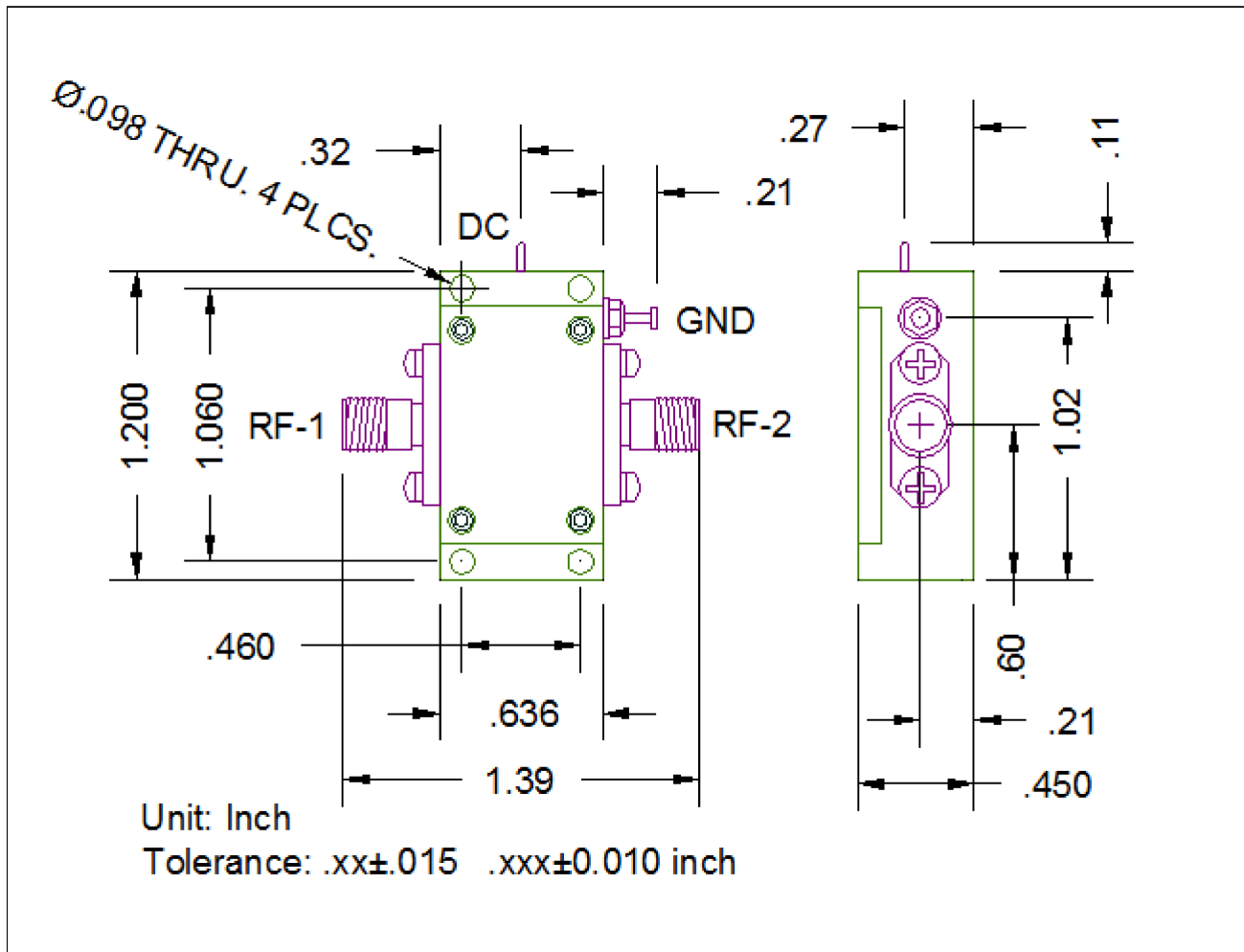
Nextec Microwave & RF, Inc. WWW.NEXTEC-RF.COM
 3010 Scott Blvd., Santa Clara, California 95054
 (408) 727-1189(Ph)/ (408) 727-5915(Fax)/ sales@nextec-rf.com

NBL00558

1.0-12.5 GHz 25 dB Gain Low Noise Amplifier



Outline Drawing



Updated: 3/9/2016



Nextec Microwave & RF, Inc. WWW.NEXTEC-RF.COM
 3010 Scott Blvd., Santa Clara, California 95054
 (408) 727-1189(Ph)/ (408) 727-5915(Fax)/ sales@nextec-rf.com

NBL00558

1.0-12.5 GHz 25 dB Gain Low Noise Amplifier

Connector	Type	Pin #	Pin Name	In/Out	Description
RF-1	SMA-F	1	IN	I	RF SIGNAL INPUT
RF-2	SMA-F	1	OUT	O	RF SIGNAL OUTPUT
DC	EMI Filter	1	+12 V	I	DC INPUT (+11 TO +15 V)
GND	GROUND LUG	1	GND	O	GROUND

Updated: 3/9/2016



Nextec Microwave & RF, Inc. WWW.NEXTEC-RF.COM
3010 Scott Blvd., Santa Clara, California 95054
(408) 727-1189(Ph)/ (408) 727-5915(Fax)/ sales@nextec-rf.com