

NLC00409

10-12 GHZ 17 DB GAIN LOW NOISE AMPLIFIER

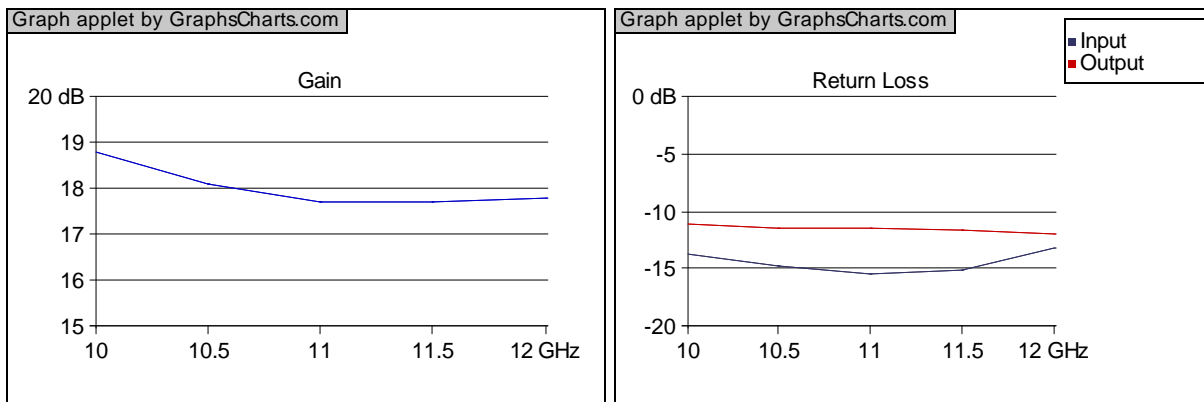
Features:

- Thin Film Hybrid MIC Process
- Reverse Bias Protection
- Field Replaceable RF Connectors

Electrical Performance

Parameter	Min.	Typ.	Max.	Unit	Note
Frequency	10		12	GHz	
Gain	17	18		dB	
Gain Flatness			1.0	dB(+/-)	
Noise Figure		2.5	3.0	dB	
Power @ 1dB Gain Compression Point	12	13		dBm	
VSWR Input			2.0		
VSWR Output			2.0		
DC Supply Voltage	10	15	17	V	
Supplied Current		50	80	mA	

Typical Test Data



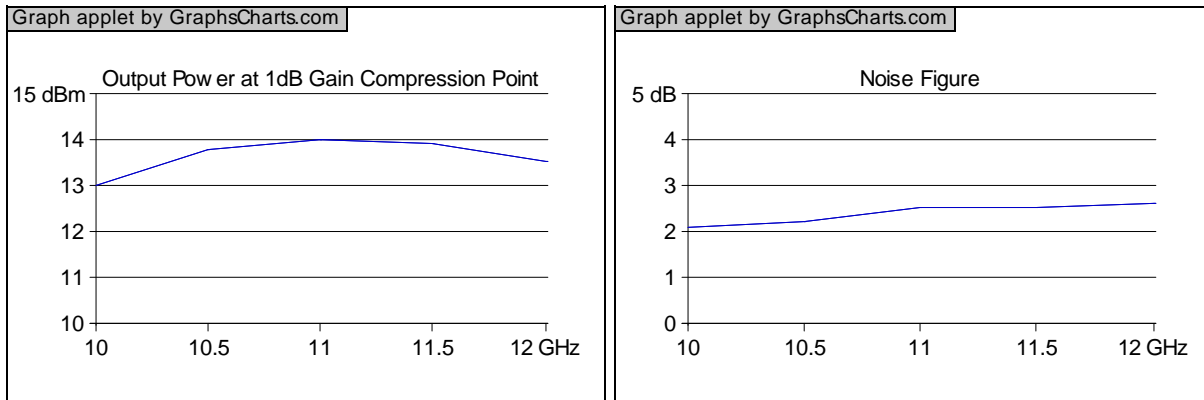
Updated: 9/6/2012



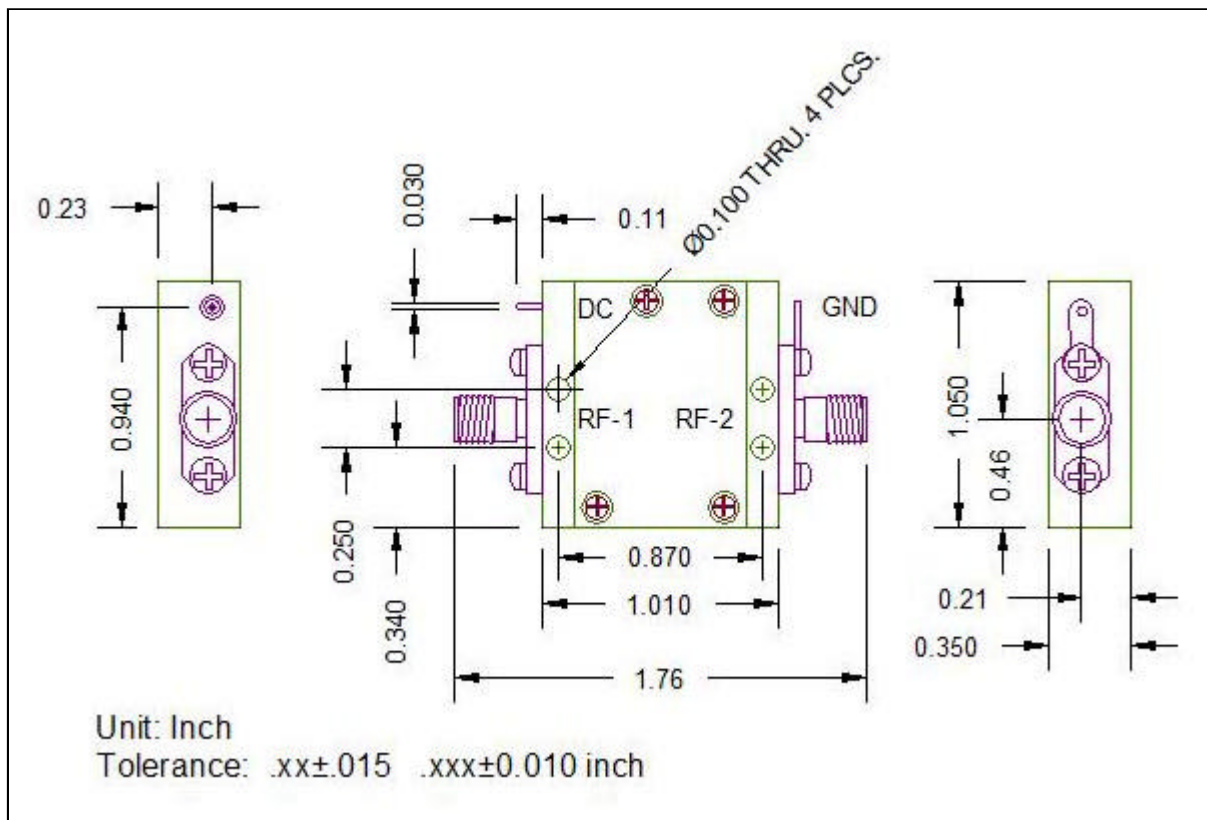
Nextec Microwave & RF, Inc. WWW.NEXTEC-RF.COM
 3010 Scott Blvd., Santa Clara, California 95054
 (408) 727-1189(Ph)/ (408) 727-5915(Fax)/ sales@nextec-rf.com

NLC00409

10-12 GHZ 17 DB GAIN LOW NOISE AMPLIFIER



Outline Drawing



Connector	Type	Pin #	Pin Name	In/Out	Description
RF-1	SMA-F	1	IN	I	RF SIGNAL INPUT
RF-2	SMA-F	1	OUT	O	RF SIGNAL OUTPUT
DC	EMI Filter	1	+12 V	I	DC INPUT (+10 TO +17 V)

Updated: 9/6/2012



Nextec Microwave & RF, Inc. WWW.NEXTEC-RF.COM
3010 Scott Blvd., Santa Clara, California 95054
(408) 727-1189(Ph)/ (408) 727-5915(Fax)/ sales@nextec-rf.com

NLC00409

10-12 GHZ 17 DB GAIN LOW NOISE AMPLIFIER

GND GROUND LUG 1 GND O GROUND

Updated: 9/6/2012



Nextec Microwave & RF, Inc. WWW.NEXTEC-RF.COM
3010 Scott Blvd., Santa Clara, California 95054
(408) 727-1189(Ph)/ (408) 727-5915(Fax)/ sales@nextec-rf.com