

NLC00512

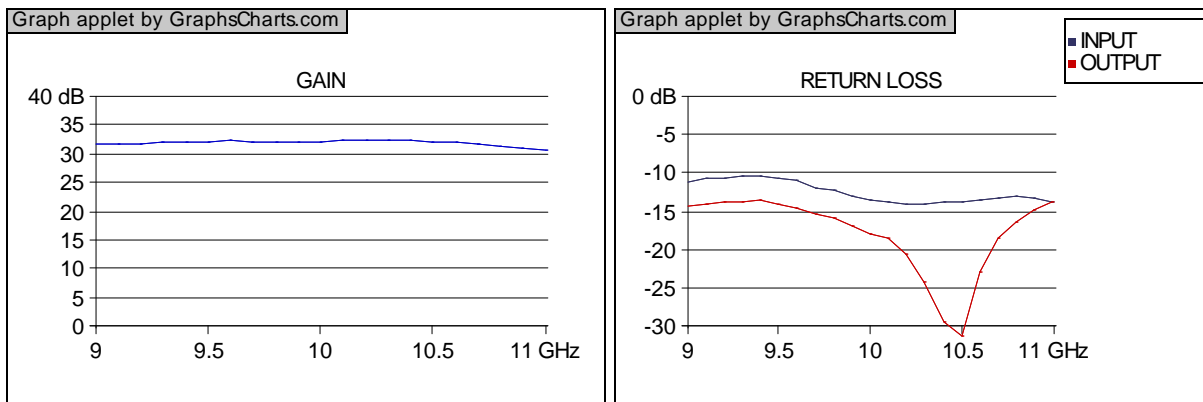
9-11 GHz LOW NOISE AMPLIFIER

Features:

- Thin Film Hybrid MIC Process
- Field Replaceable SMA Connectors
- Reverse Bias Protection

Electrical Performance

Parameter	Min.	Typ.	Max.	Unit	Note
Frequency	9		11	GHz	
Gain	30			dB	
Gain Flatness			1	dB(+/-)	
Power @ 1dB Gain Compression Point	13	15		dBm	
Noise Figure			2.2	dB	
VSWR Input			2.0		
VSWR Output			2.0		
Supplied Current			150	mA	
DC Supply Voltage	12		18	V	

Typical Test Data

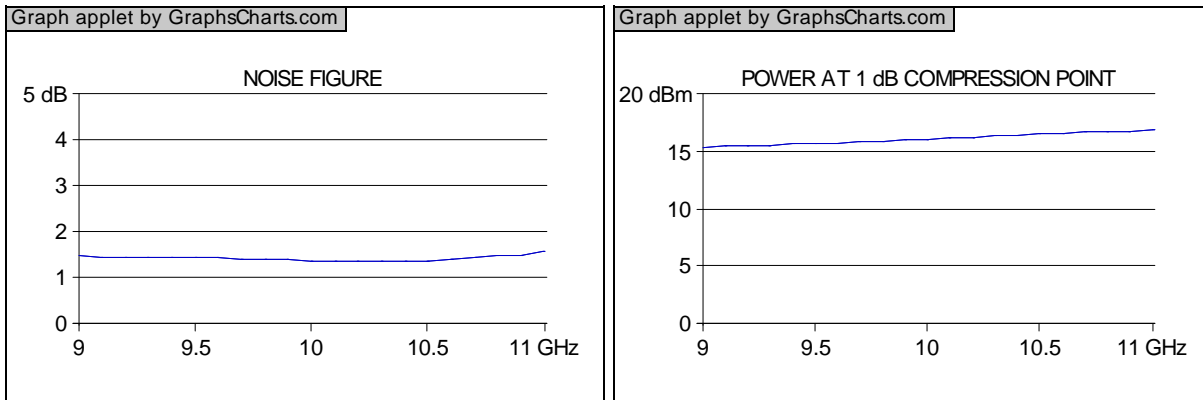
Updated: 6/13/2013



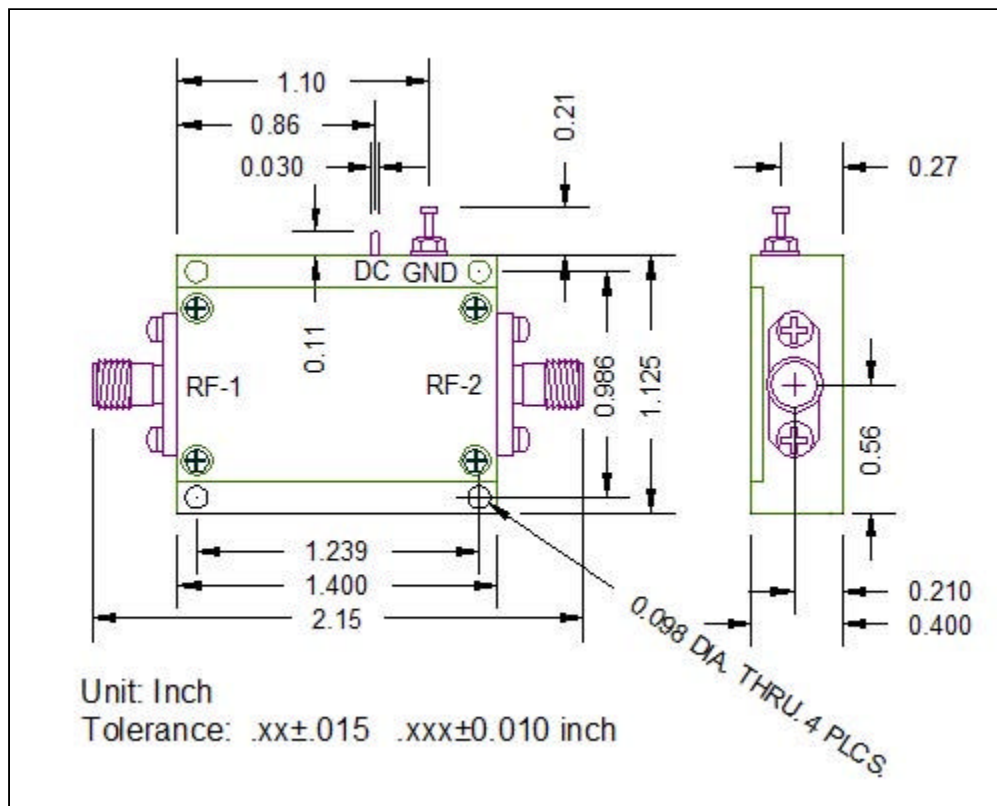
Nextec Microwave & RF, Inc. WWW.NEXTEC-RF.COM
 3010 Scott Blvd., Santa Clara, California 95054
 (408) 727-1189(Ph)/ (408) 727-5915(Fax)/ sales@nextec-rf.com

NLC00512

9-11 GHz LOW NOISE AMPLIFIER



Outline Drawing



Connector	Type	Pin #	Pin Name	In/Out	Description
RF-1	SMA-F	1	IN	I	RF INPUT SIGNAL
RF-2	SMA-F	1	OUT	O	RF OUTPUT SIGNAL
DC	EMI Filter	1	+12 V	I	DC INPUT (+12 TO +18 V)

Updated: 6/13/2013



Nextec Microwave & RF, Inc. WWW.NEXTEC-RF.COM
3010 Scott Blvd., Santa Clara, California 95054
(408) 727-1189(Ph)/ (408) 727-5915(Fax)/ sales@nextec-rf.com

NLC00512

9-11 GHz LOW NOISE AMPLIFIER

GND GROUND LUG 1 GND O GROUND

Updated: 6/13/2013



Nextec Microwave & RF, Inc. WWW.NEXTEC-RF.COM
3010 Scott Blvd., Santa Clara, California 95054
(408) 727-1189(Ph)/ (408) 727-5915(Fax)/ sales@nextec-rf.com