

NLC00521

10.70-12.75 GHZ 20 DB GAIN LOW NOISE AMPLIFIER

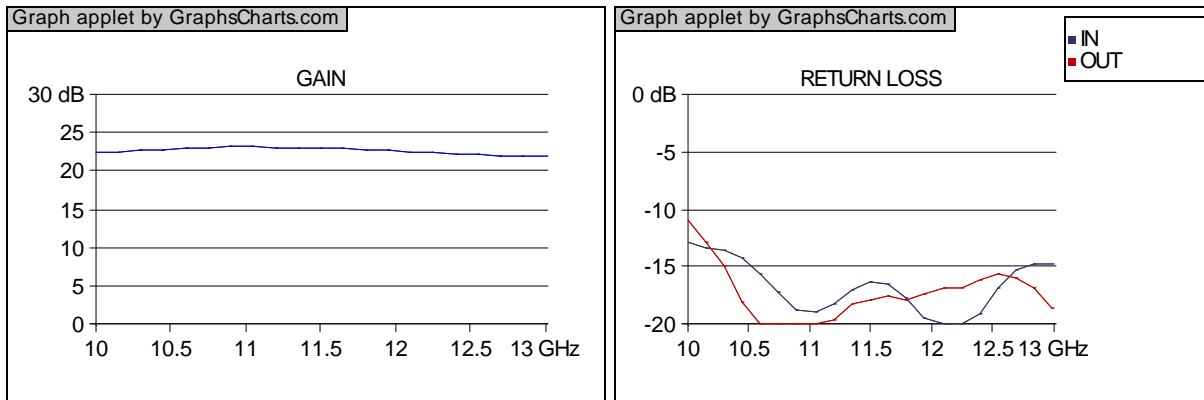
Features:

- Thin Film Hybrid MIC Process
- Field Replaceable SMA Connectors
- Reverse Bias Protection

Electrical Performance

Parameter	Min.	Typ.	Max.	Unit	Note
Frequency	10.7		12.75	GHz	
Gain	20	22		dB	
Gain Flatness			0.5	dB(+/-)	
Power @ 1dB Gain Compression Point	10.5			dBm	
Noise Figure		1.5	1.6	dB	
VSWR Input			1.4		
VSWR Output			1.6		
DC Supply Voltage	9	12	15	V	
Supplied Current			70	mA	

Typical Test Data



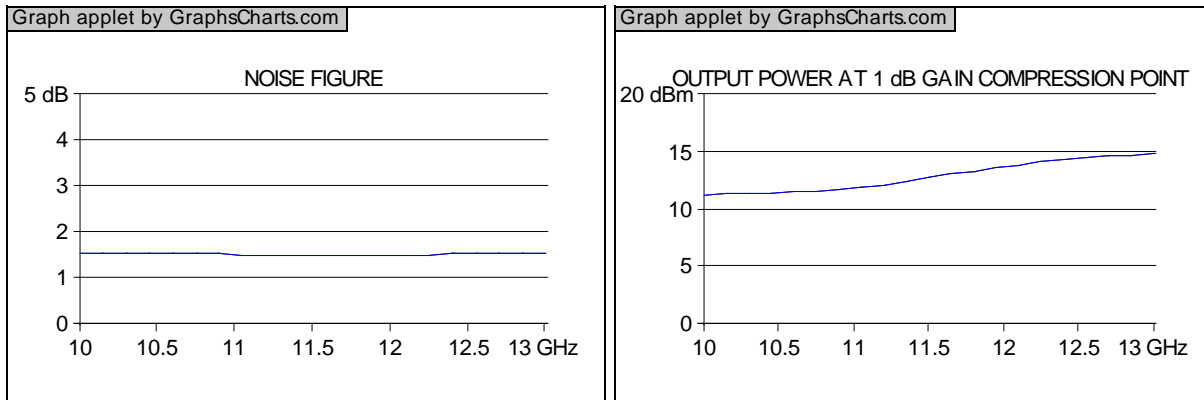
Updated: 9/6/2012



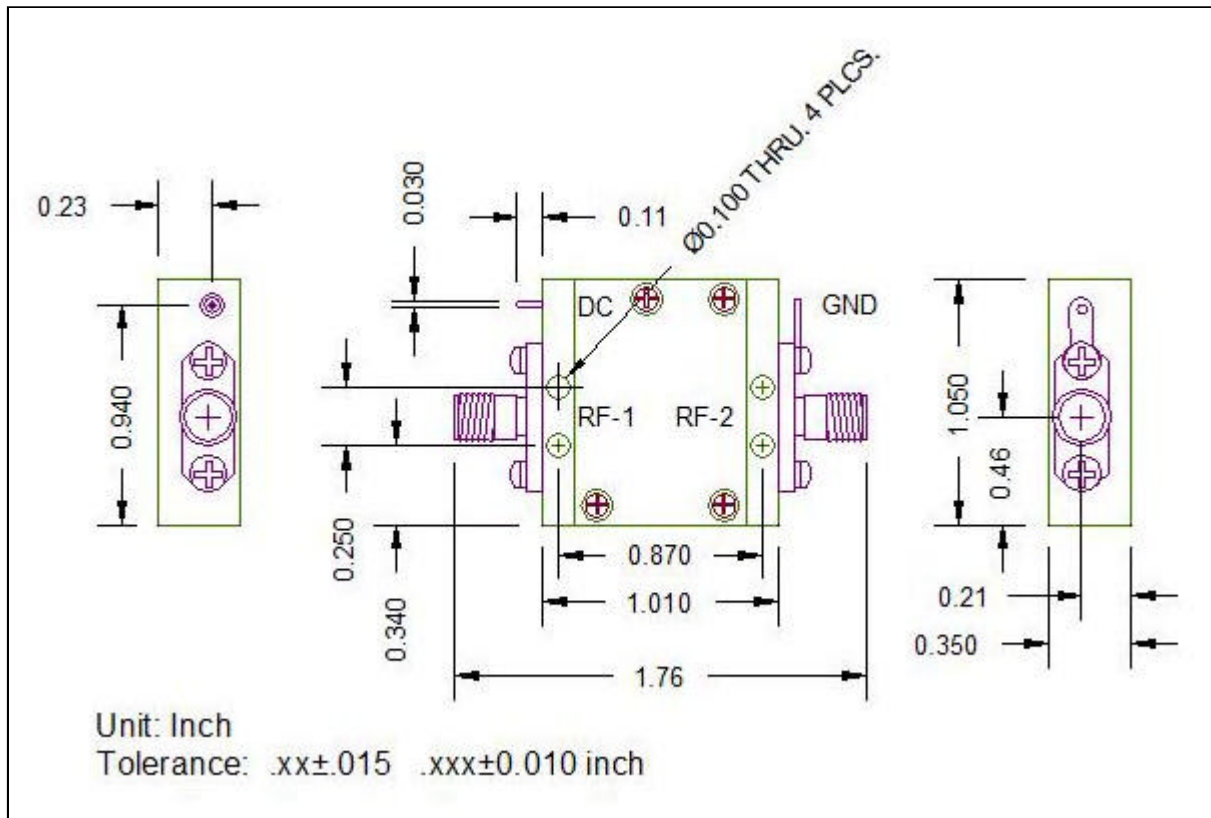
Nextec Microwave & RF, Inc. WWW.NEXTEC-RF.COM
 3010 Scott Blvd., Santa Clara, California 95054
 (408) 727-1189(Ph)/ (408) 727-5915(Fax)/ sales@nextec-rf.com

NLC00521

10.70-12.75 GHZ 20 DB GAIN LOW NOISE AMPLIFIER



Outline Drawing



Connector	Type	Pin #	Pin Name	In/Out	Description
RF-1	SMA-F	1	IN	I	RF INPUT
RF-2	SMA-F	1	OUT	O	RF OUTPUT
DC	EMI Filter	1	+12 V	I	DC INPUT (+9 V TO +15 V)

Updated: 9/6/2012



Nextec Microwave & RF, Inc. WWW.NEXTEC-RF.COM
 3010 Scott Blvd., Santa Clara, California 95054
 (408) 727-1189(Ph)/ (408) 727-5915(Fax)/ sales@nextec-rf.com

NLC00521

10.70-12.75 GHZ 20 DB GAIN LOW NOISE AMPLIFIER

GND GROUND LUG 1 GND O GROUND

Updated: 9/6/2012



Nextec Microwave & RF, Inc. WWW.NEXTEC-RF.COM
3010 Scott Blvd., Santa Clara, California 95054
(408) 727-1189(Ph)/ (408) 727-5915(Fax)/ sales@nextec-rf.com