

## 2-20 GHz Broadband Low Noise Amplifier

### *General Description*

The NBL00444 is a broadband low-noise amplifier operating in 2 to 20 GHz frequency range. Thin-film hybrid MIC process ensures robust characteristics over operating temperature range of -30 to +70 °C. The amplifier is a single bias design incorporating an internally protected voltage regulator. The model is available in a miniature housing with field replaceable SMA-connectors.



### *Performance at 25 °C*

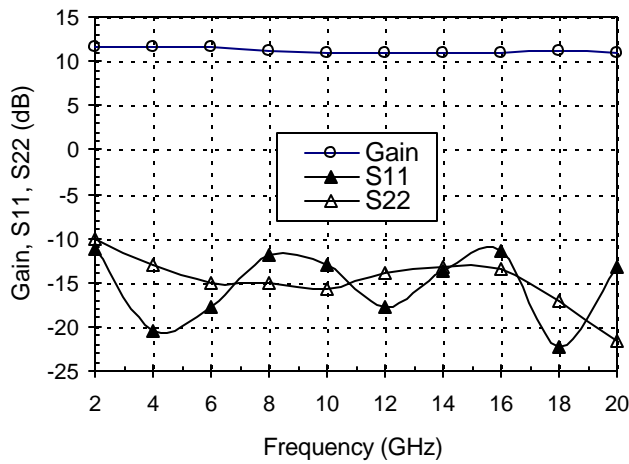
Parameter	Min.	Typ.	Max.	Units
Frequency Range	2		20	GHz
Gain	8	10		dB
Gain Flatness over Operating Frequency Range		±0.6	±1.2	dB
Noise Figure		4.0	4.5	dB
Output Power at 1 dB Compression	7	8		dBm
Input VSWR		1.9:1	2.2:1	
Output VSWR		1.8:1	2.2:1	
DC Supply Voltage	+9	+12	+15	V
Supplied Current at +12 V		70	110	mA

Customized Designs: For custom designs, including both electrical and mechanical, please contact us at [sales@nextec-rf.com](mailto:sales@nextec-rf.com).

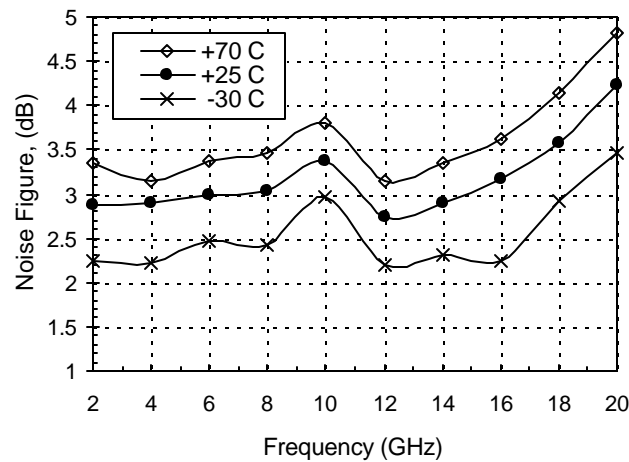
**2-20 GHz Broadband Low Noise Amplifier**

*Typical Test Data*

**Gain and Return Loss at 25 °C**



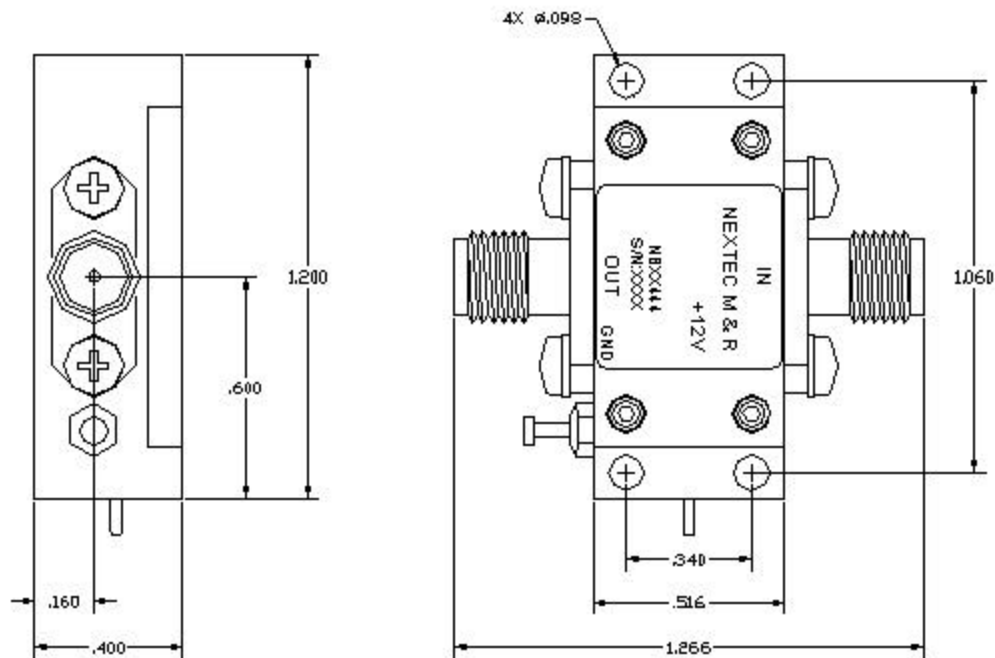
**Noise Figure over Temperature**



Customized Designs: For custom designs, including both electrical and mechanical, please contact us at [sales@nextec-rf.com](mailto:sales@nextec-rf.com).

## 2-20 GHz Broadband Low Noise Amplifier

### *Outline Drawing*



(unit: inch)

### *Biassing and Operation*

1. Turn off the input RF power and then mount the amplifier. The operating baseplate temperature should not exceed +70 °C. The noise figure will increase as the operating temperature of the amplifier increases.
2. Connect the ground terminal.
3. Apply DC supply voltage of +12 V. The amplifier incorporates a voltage regulator and can be biased in +9V to +15 V range.
4. Turn on the RF power. The input RF power should not exceed +13 dBm.

Customized Designs: For custom designs, including both electrical and mechanical, please contact us at [sales@nextec-rf.com](mailto:sales@nextec-rf.com).